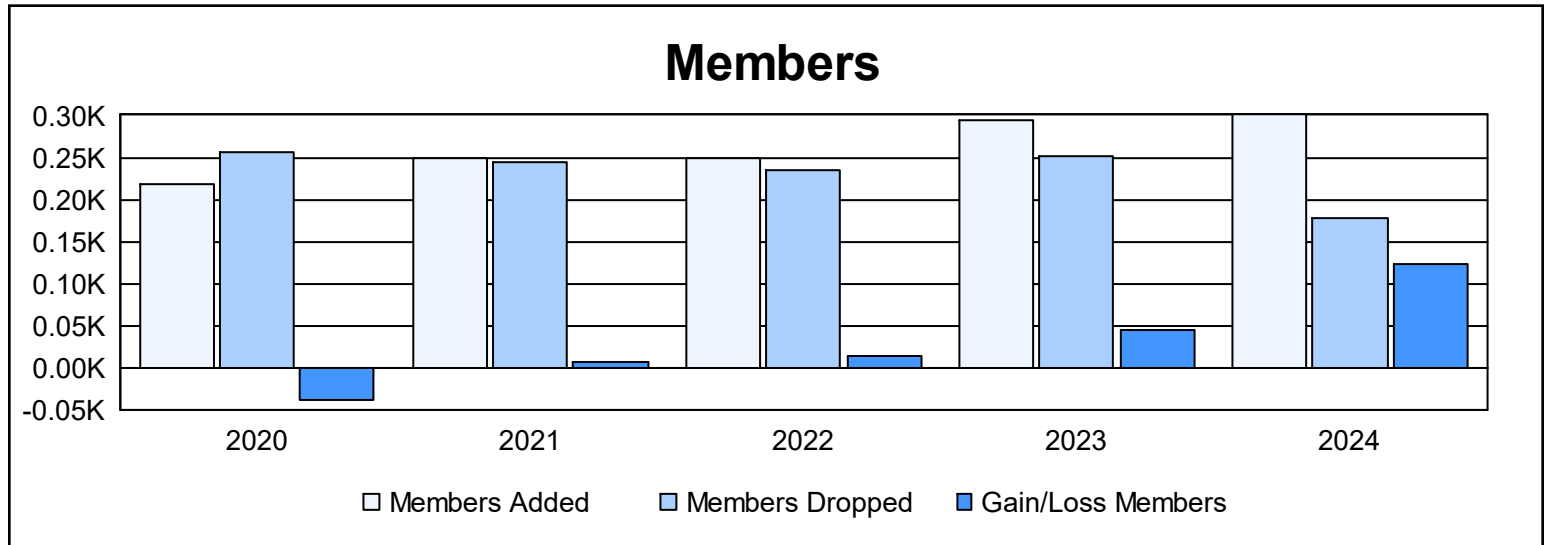
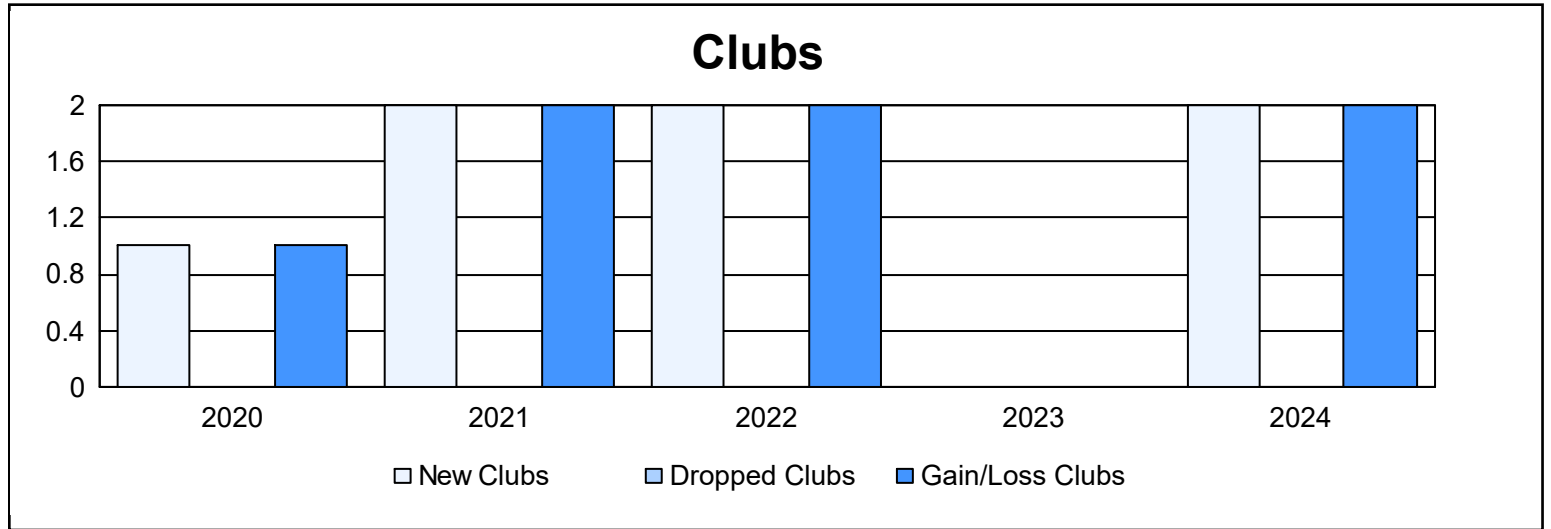
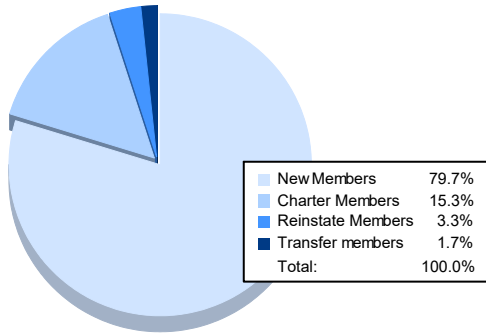


Year	New Clubs	Dropped Clubs	Gain/ Loss Clubs	New Members	Charter Members	Reinstate Members	Transfer Members	Total Member Added	Total Members Dropped	Gain/ Loss Members
2019-2020	1	0	1	164	36	11	6	217	256	-39
2020-2021	2	0	2	178	50	9	12	249	243	6
2021-2022	2	0	2	150	60	35	4	249	235	14
2022-2023	0	0	0	260	13	19	3	295	251	44
2023-2024	2	0	2	239	46	10	5	300	177	123
<b>Average</b>	<b>1</b>	<b>0</b>	<b>1</b>	<b>198</b>	<b>41</b>	<b>17</b>	<b>6</b>	<b>262</b>	<b>232</b>	<b>30</b>



### Membership Composition June 2024 Cumulative



### Gender Composition June 2024 Cumulative

