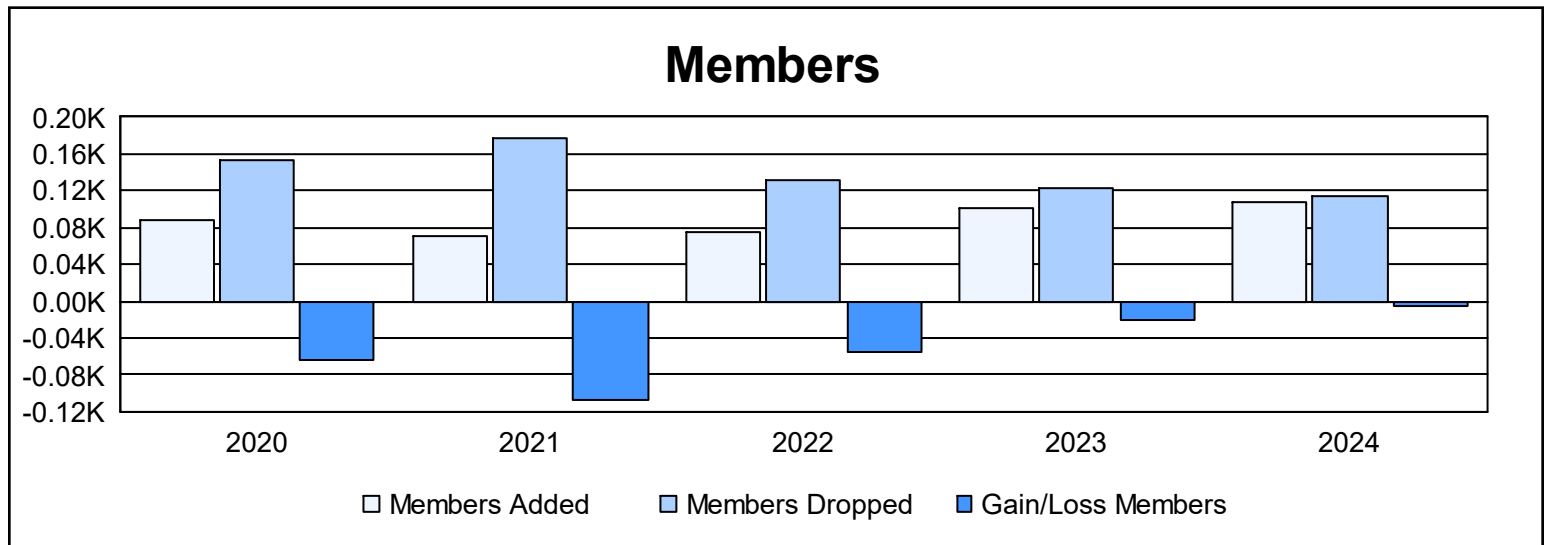
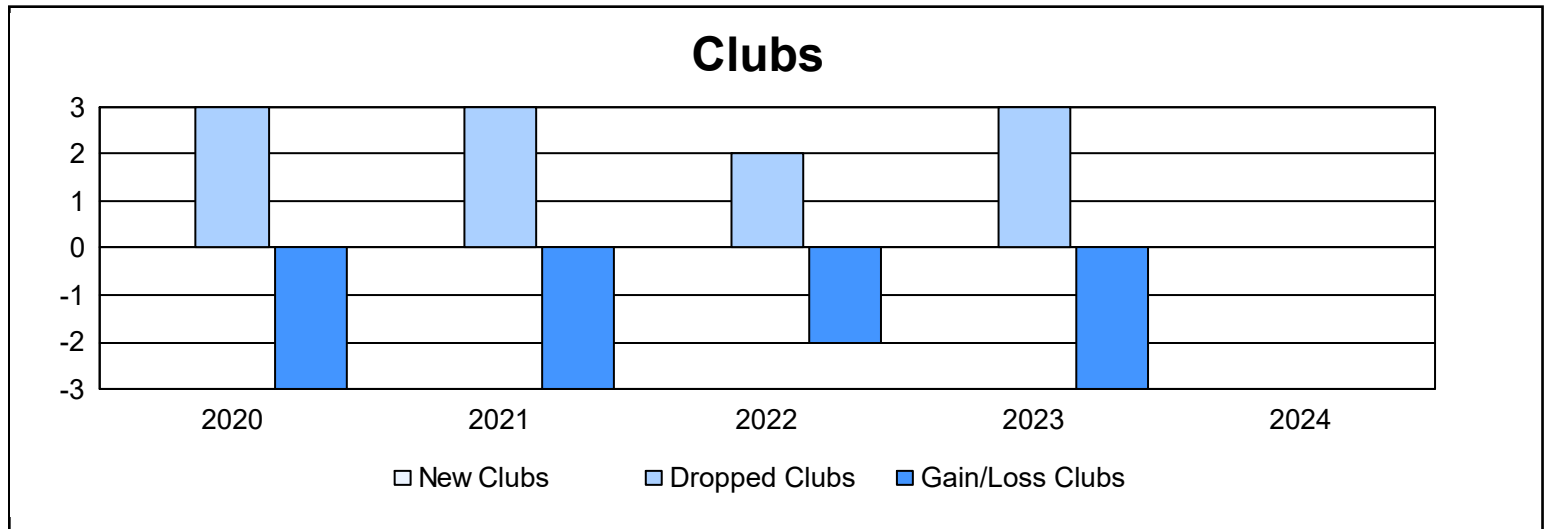
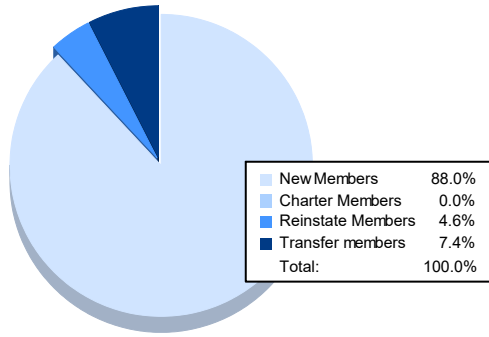


| Year | New Clubs | Dropped Clubs | Gain/ Loss Clubs | New Members | Charter Members | Reinstate Members | Transfer Members | Total Member Added | Total Members Dropped | Gain/ Loss Members |
|----------------|-----------|---------------|------------------|-------------|-----------------|-------------------|------------------|--------------------|-----------------------|--------------------|
| 2019-2020 | 0 | 3 | -3 | 62 | 0 | 8 | 19 | 89 | 154 | -65 |
| 2020-2021 | 0 | 3 | -3 | 50 | 1 | 5 | 14 | 70 | 177 | -107 |
| 2021-2022 | 0 | 2 | -2 | 67 | 3 | 2 | 3 | 75 | 131 | -56 |
| 2022-2023 | 0 | 3 | -3 | 84 | 2 | 12 | 4 | 102 | 122 | -20 |
| 2023-2024 | 0 | 0 | 0 | 95 | 0 | 5 | 8 | 108 | 114 | -6 |
| Average | 0 | 2 | -2 | 72 | 1 | 6 | 10 | 89 | 140 | -51 |



Membership Composition June 2024 Cumulative



Gender Composition June 2024 Cumulative

