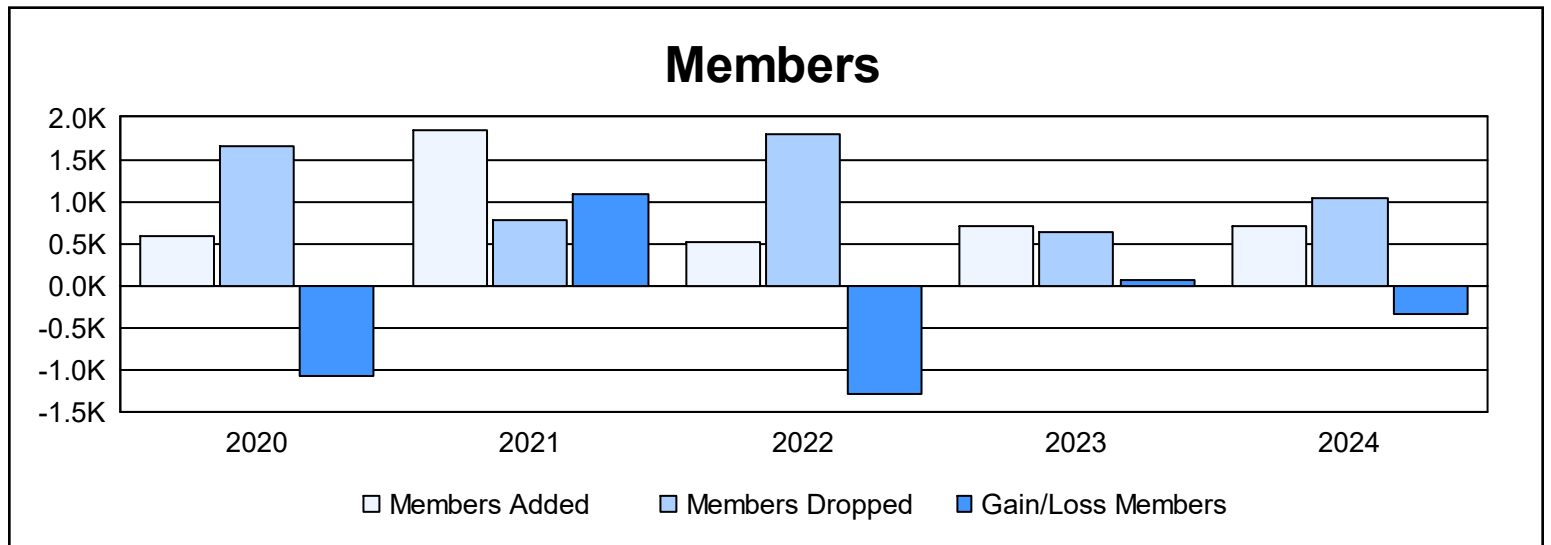
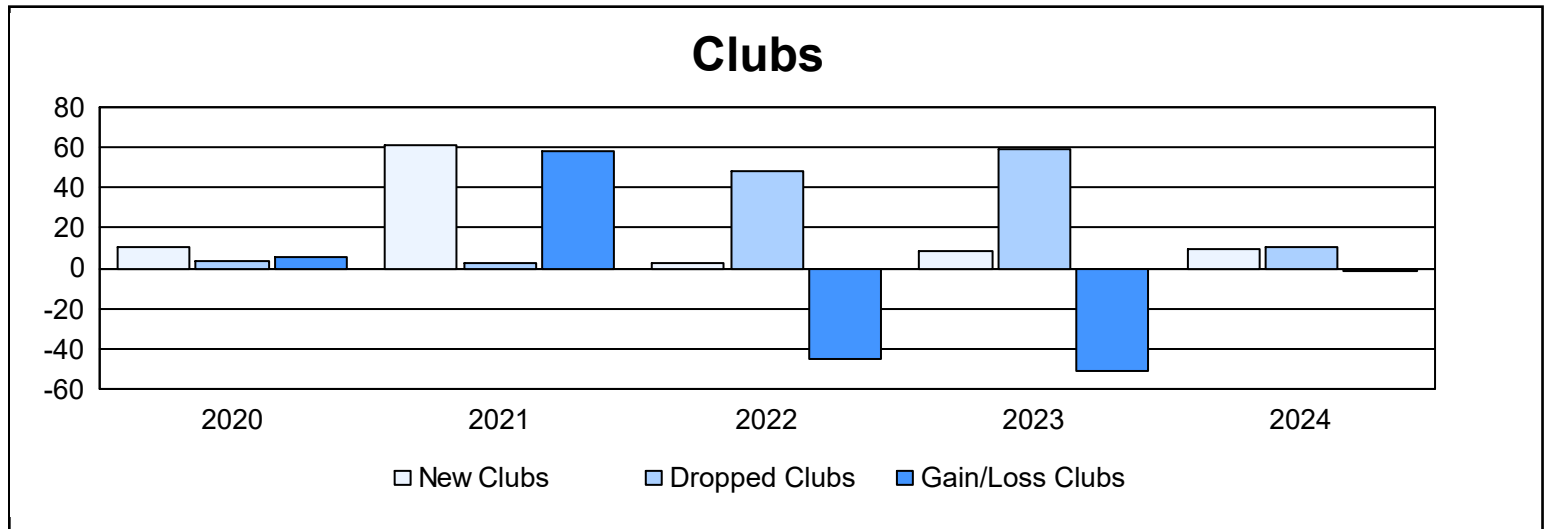
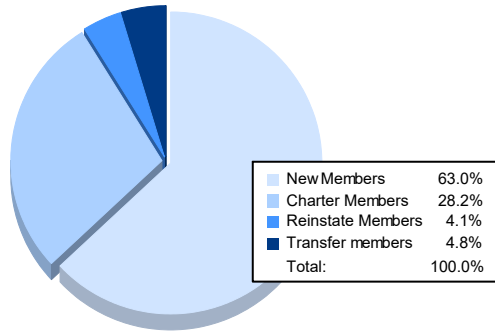


Year	New Clubs	Dropped Clubs	Gain/ Loss Clubs	New Members	Charter Members	Reinstate Members	Transfer Members	Total Member Added	Total Members Dropped	Gain/ Loss Members
2019-2020	10	4	6	240	244	5	85	574	1,653	-1,079
2020-2021	61	3	58	485	1,346	20	3	1,854	778	1,076
2021-2022	3	48	-45	359	119	9	19	506	1,801	-1,295
2022-2023	8	59	-51	302	293	33	72	700	636	64
2023-2024	9	10	-1	447	200	29	34	710	1,040	-330
<b>Average</b>	<b>18</b>	<b>25</b>	<b>-7</b>	<b>367</b>	<b>440</b>	<b>19</b>	<b>43</b>	<b>869</b>	<b>1,182</b>	<b>-313</b>



### Membership Composition June 2024 Cumulative



### Gender Composition June 2024 Cumulative

