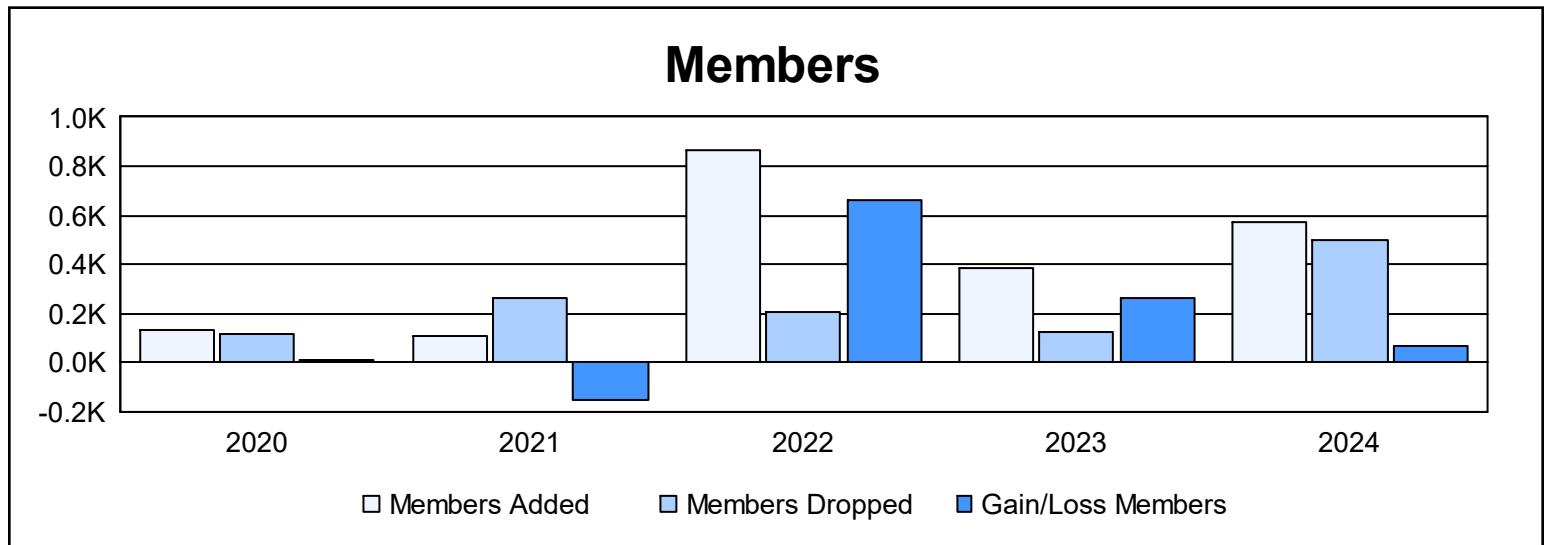
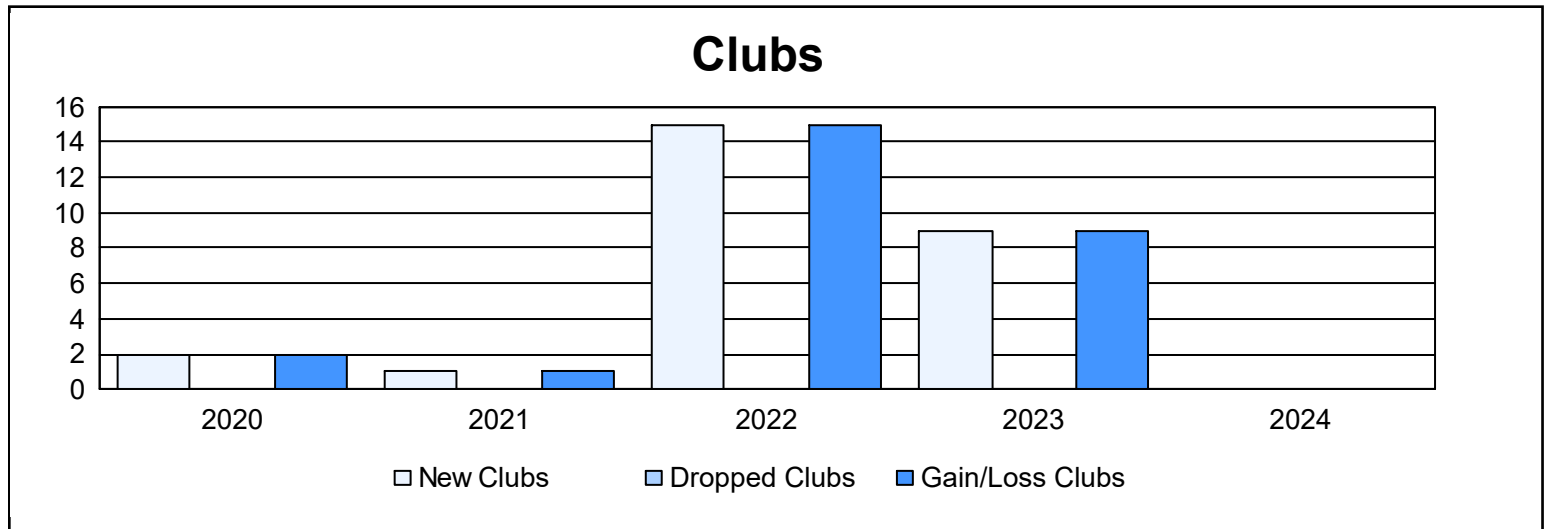
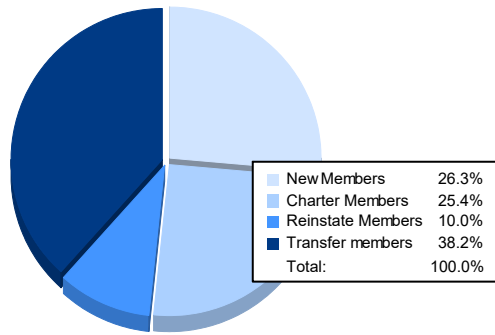


Year	New Clubs	Dropped Clubs	Gain/ Loss Clubs	New Members	Charter Members	Reinstate Members	Transfer Members	Total Member Added	Total Members Dropped	Gain/ Loss Members
2019-2020	2	0	2	75	49	2	3	129	117	12
2020-2021	1	0	1	66	24	18	3	111	263	-152
2021-2022	15	0	15	384	401	80	1	866	206	660
2022-2023	9	0	9	72	286	25	1	384	124	260
2023-2024	0	0	0	150	145	57	218	570	502	68
<b>Average</b>	<b>5</b>	<b>0</b>	<b>5</b>	<b>149</b>	<b>181</b>	<b>36</b>	<b>45</b>	<b>412</b>	<b>242</b>	<b>170</b>



### Membership Composition June 2024 Cumulative



### Gender Composition June 2024 Cumulative

