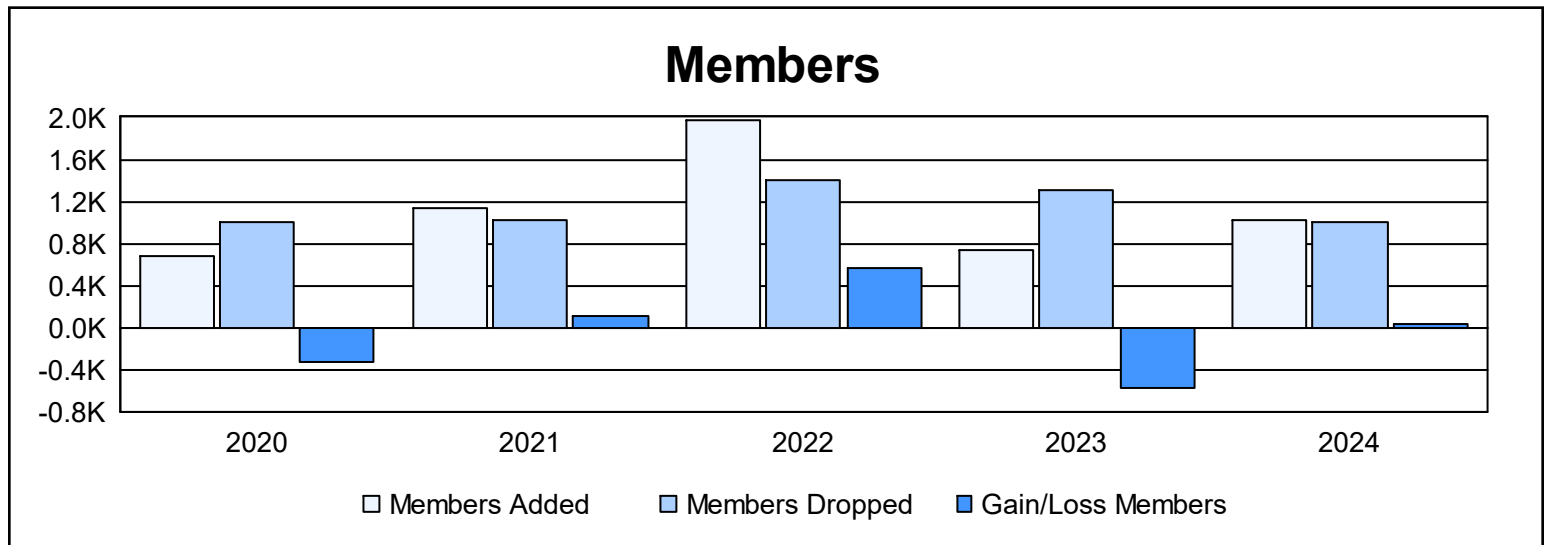
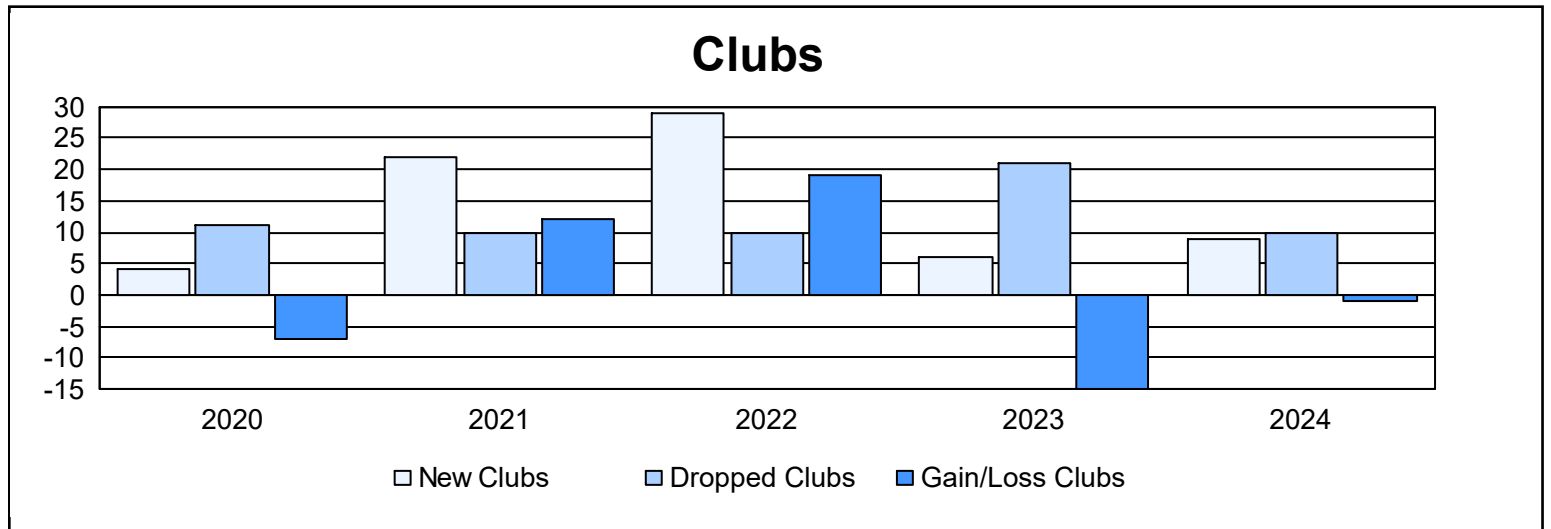
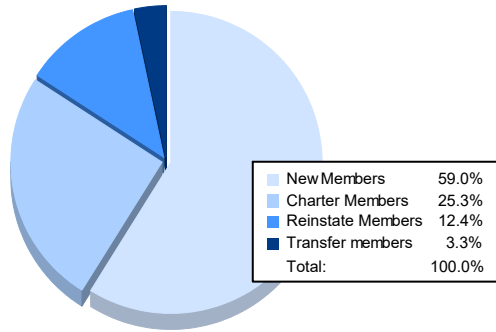


Year	New Clubs	Dropped Clubs	Gain/ Loss Clubs	New Members	Charter Members	Reinstate Members	Transfer Members	Total Member Added	Total Members Dropped	Gain/ Loss Members
2019-2020	4	11	-7	348	141	165	30	684	1,010	-326
2020-2021	22	10	12	450	571	100	6	1,127	1,013	114
2021-2022	29	10	19	936	766	196	73	1,971	1,406	565
2022-2023	6	21	-15	413	250	59	21	743	1,315	-572
2023-2024	9	10	-1	607	260	128	34	1,029	993	36
<b>Average</b>	<b>14</b>	<b>12</b>	<b>2</b>	<b>551</b>	<b>398</b>	<b>130</b>	<b>33</b>	<b>1,111</b>	<b>1,147</b>	<b>-37</b>



### Membership Composition June 2024 Cumulative



### Gender Composition June 2024 Cumulative

