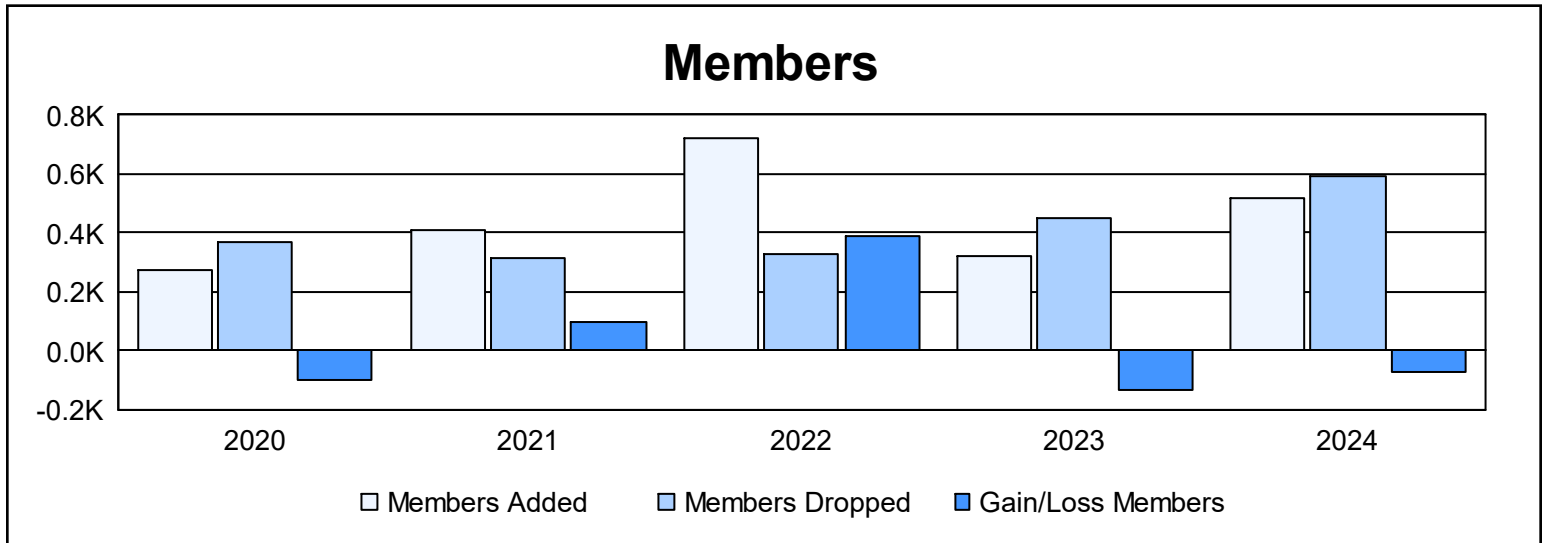
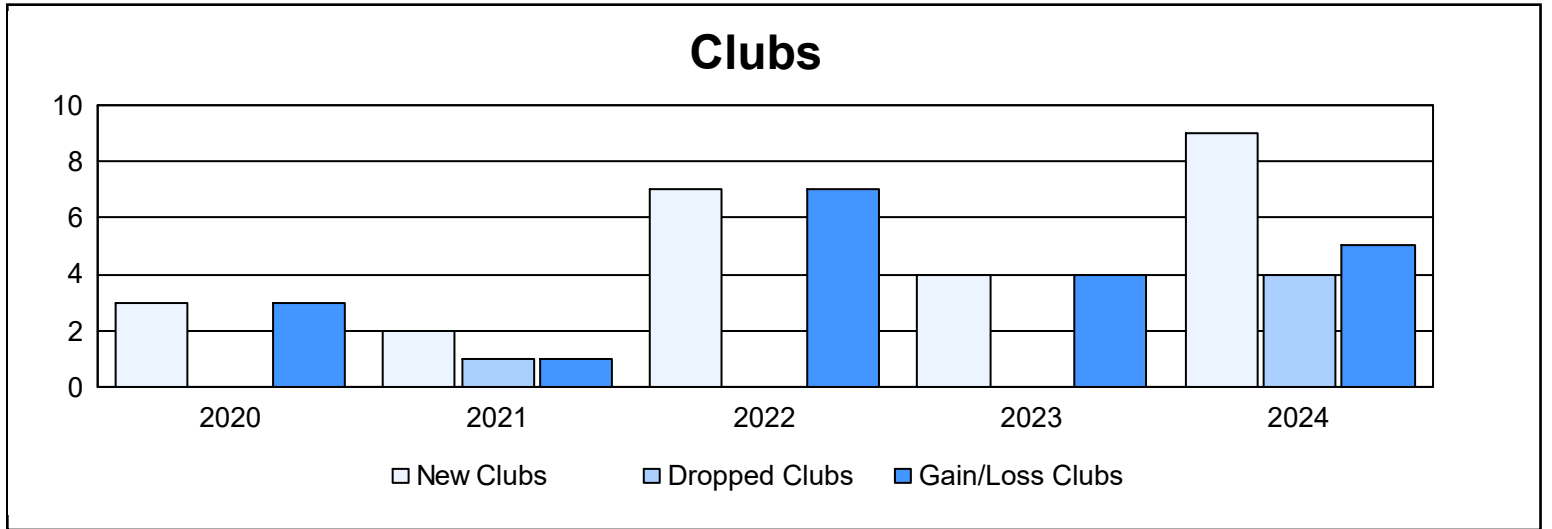
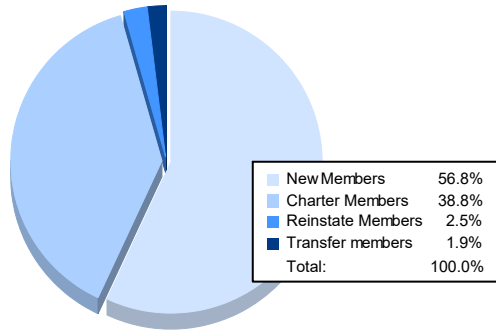


Year	New Clubs	Dropped Clubs	Gain/ Loss Clubs	New Members	Charter Members	Reinstate Members	Transfer Members	Total Member Added	Total Members Dropped	Gain/ Loss Members
2019-2020	3	0	3	157	75	29	10	271	371	-100
2020-2021	2	1	1	313	61	22	15	411	313	98
2021-2022	7	0	7	514	175	24	8	721	330	391
2022-2023	4	0	4	204	90	16	8	318	450	-132
2023-2024	9	4	5	296	202	13	10	521	592	-71
<b>Average</b>	<b>5</b>	<b>1</b>	<b>4</b>	<b>297</b>	<b>121</b>	<b>21</b>	<b>10</b>	<b>448</b>	<b>411</b>	<b>37</b>



### Membership Composition June 2024 Cumulative



### Gender Composition June 2024 Cumulative

