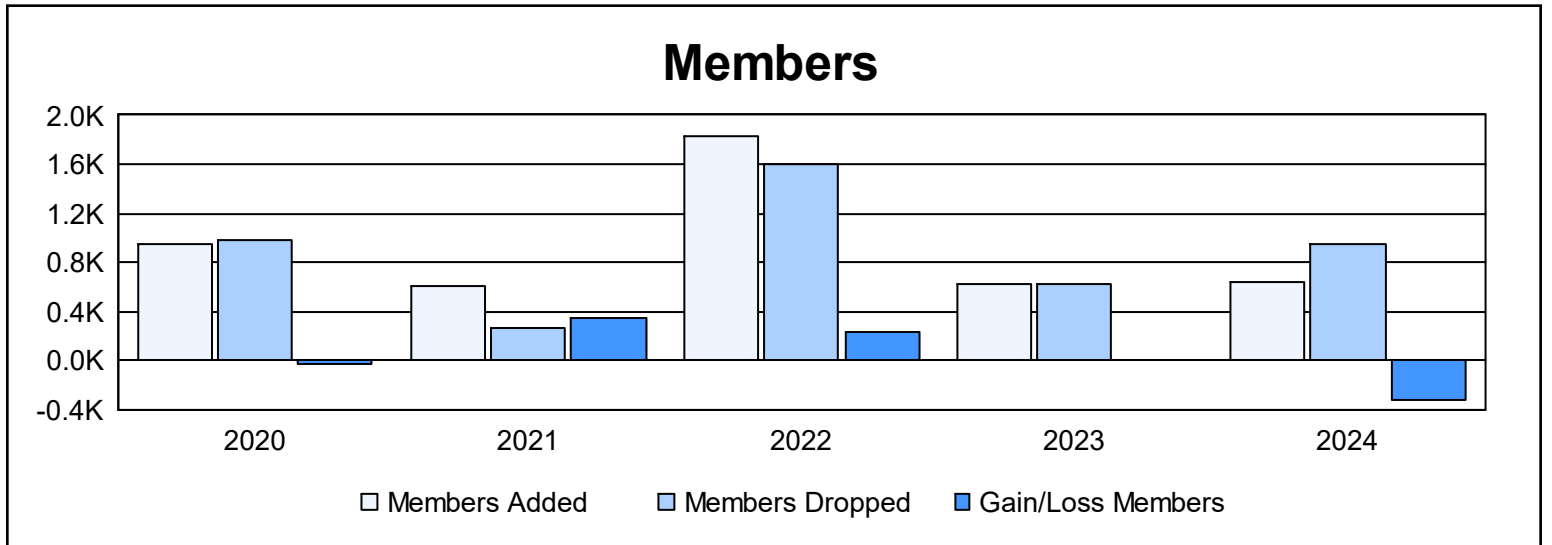
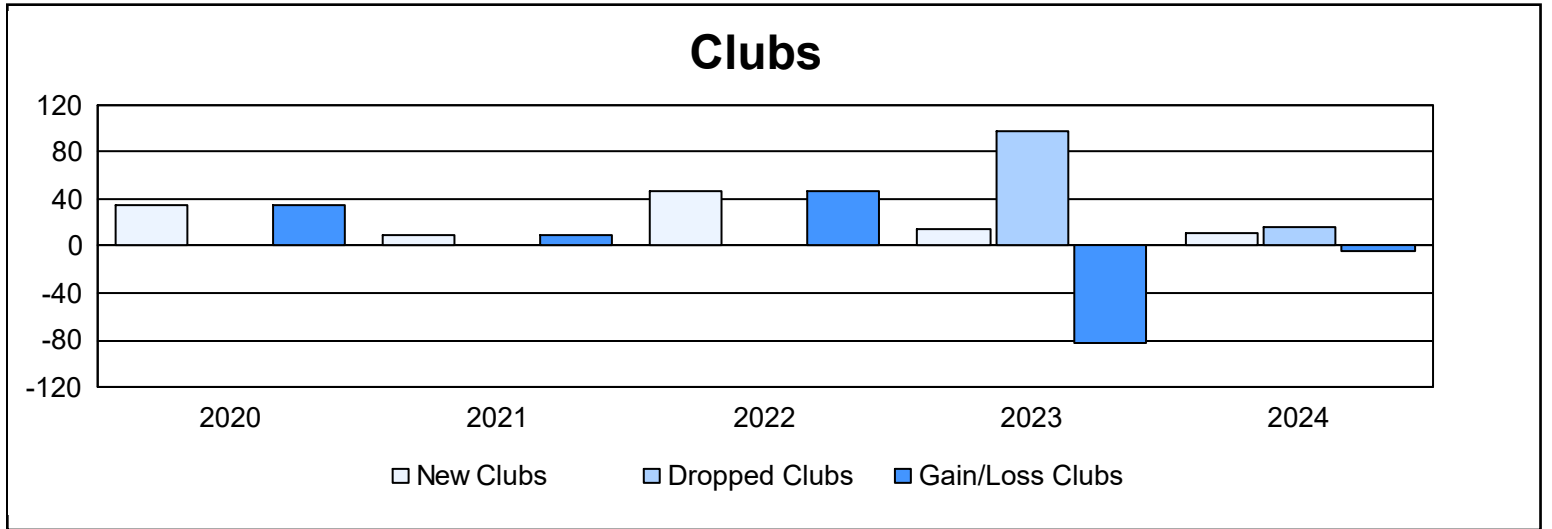
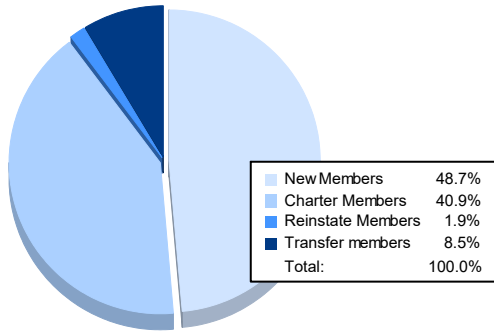


| Year | New Clubs | Dropped Clubs | Gain/ Loss Clubs | New Members | Charter Members | Reinstate Members | Transfer Members | Total Member Added | Total Members Dropped | Gain/ Loss Members |
|----------------|-----------|---------------|------------------|-------------|-----------------|-------------------|------------------|--------------------|-----------------------|--------------------|
| 2019-2020 | 35 | 0 | 35 | 215 | 725 | 6 | 5 | 951 | 977 | -26 |
| 2020-2021 | 9 | 0 | 9 | 394 | 206 | 9 | 1 | 610 | 269 | 341 |
| 2021-2022 | 47 | 0 | 47 | 781 | 1,021 | 18 | 9 | 1,829 | 1,596 | 233 |
| 2022-2023 | 14 | 97 | -83 | 239 | 379 | 5 | 5 | 628 | 628 | 0 |
| 2023-2024 | 11 | 16 | -5 | 309 | 260 | 12 | 54 | 635 | 952 | -317 |
| Average | 23 | 23 | 1 | 388 | 518 | 10 | 15 | 931 | 884 | 46 |



Membership Composition June 2024 Cumulative



Gender Composition June 2024 Cumulative

