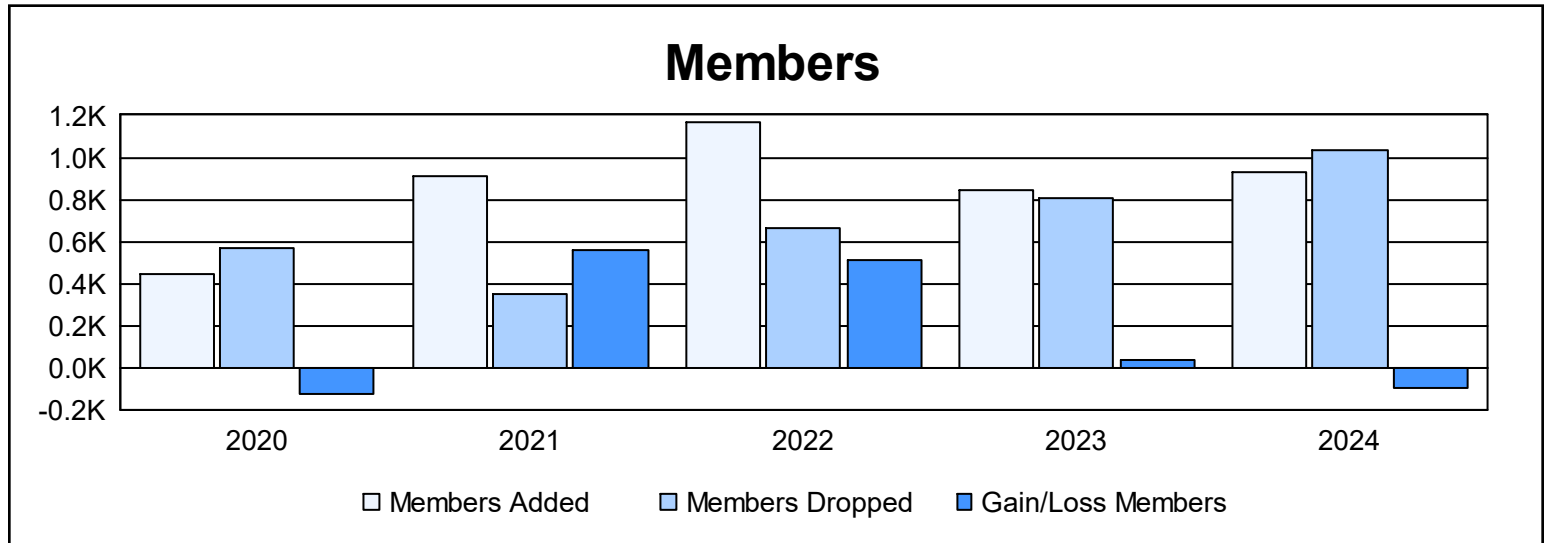
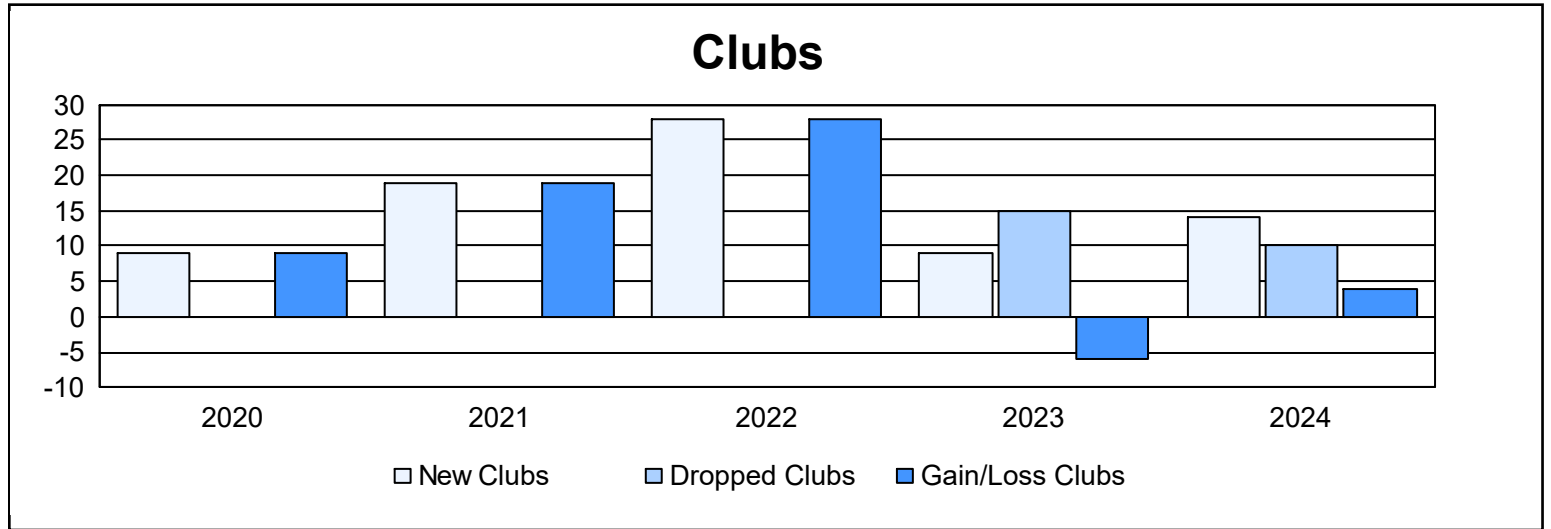
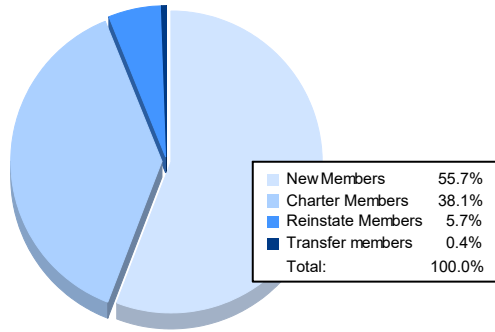


Year	New Clubs	Dropped Clubs	Gain/ Loss Clubs	New Members	Charter Members	Reinstate Members	Transfer Members	Total Member Added	Total Members Dropped	Gain/ Loss Members
2019-2020	9	0	9	171	262	16	0	449	570	-121
2020-2021	19	0	19	430	449	30	2	911	348	563
2021-2022	28	0	28	450	685	26	8	1,169	660	509
2022-2023	9	15	-6	464	303	38	34	839	807	32
2023-2024	14	10	4	519	355	53	4	931	1,029	-98
<b>Average</b>	<b>16</b>	<b>5</b>	<b>11</b>	<b>407</b>	<b>411</b>	<b>33</b>	<b>10</b>	<b>860</b>	<b>683</b>	<b>177</b>



### Membership Composition June 2024 Cumulative



### Gender Composition June 2024 Cumulative

