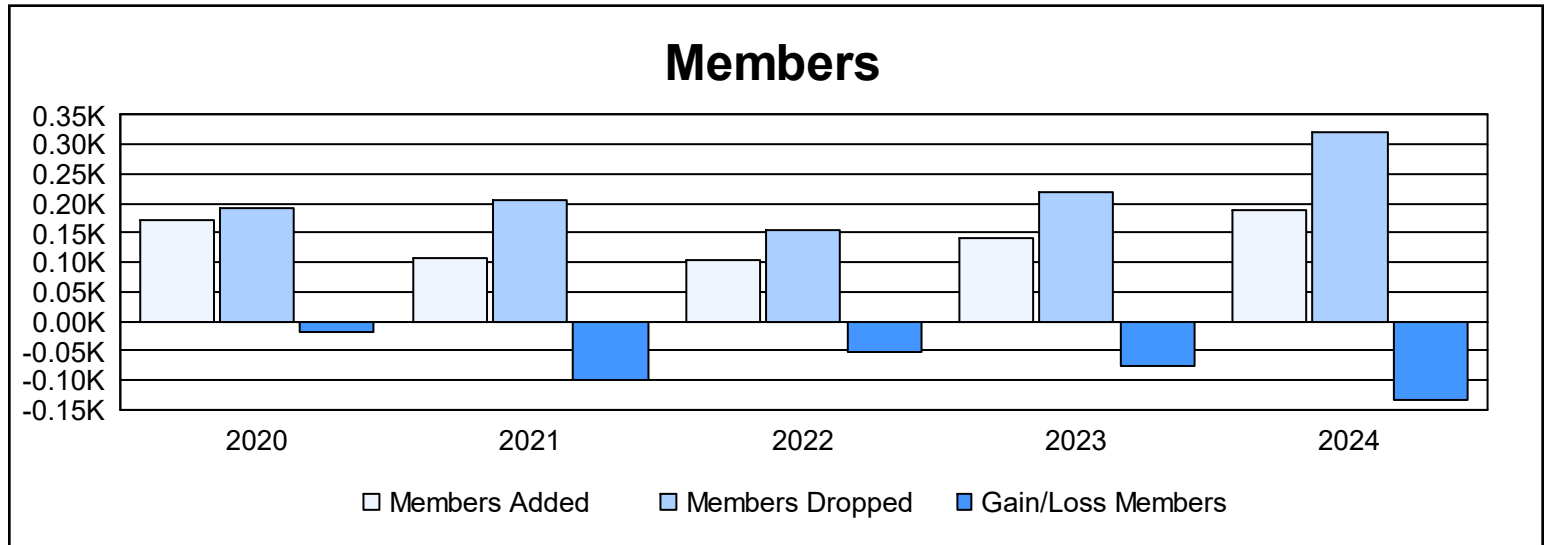
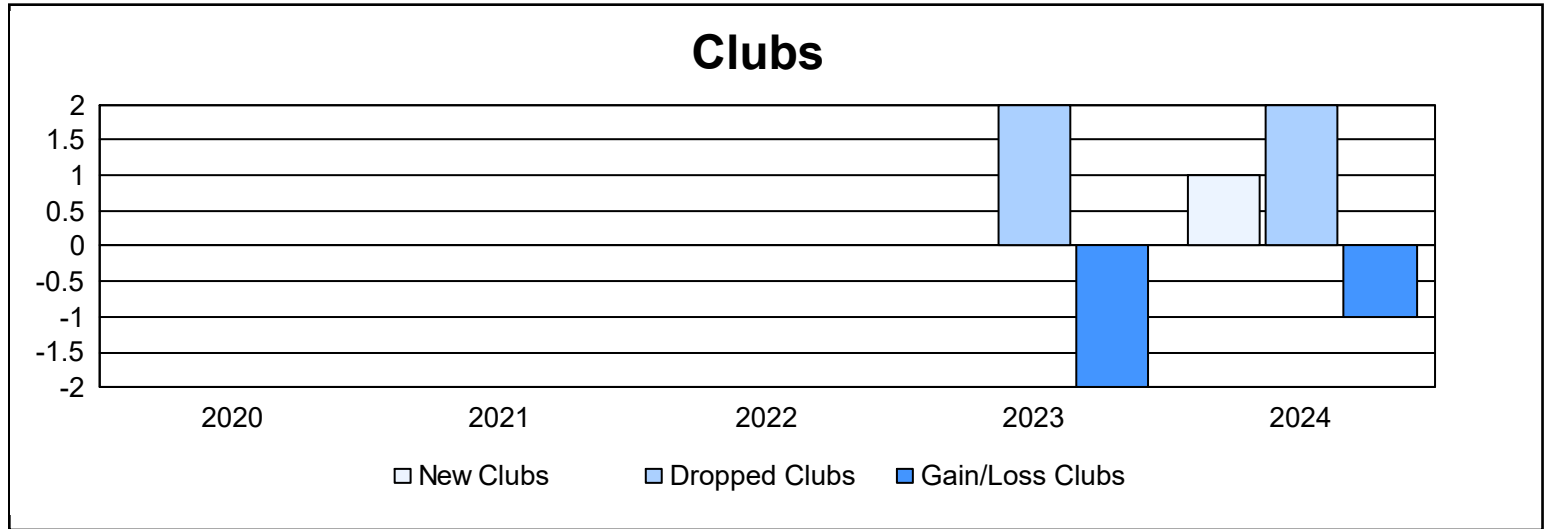
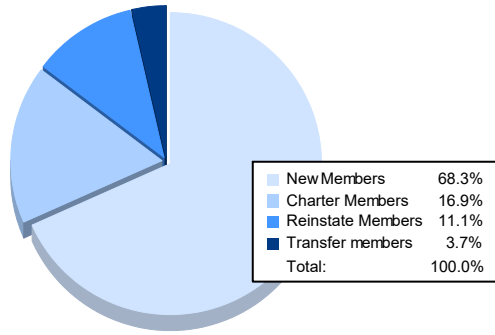


Year	New Clubs	Dropped Clubs	Gain/ Loss Clubs	New Members	Charter Members	Reinstate Members	Transfer Members	Total Member Added	Total Members Dropped	Gain/ Loss Members
2019-2020	0	0	0	167	0	3	2	172	191	-19
2020-2021	0	0	0	104	0	4	0	108	206	-98
2021-2022	0	0	0	100	0	1	2	103	156	-53
2022-2023	0	2	-2	138	0	3	0	141	218	-77
2023-2024	1	2	-1	129	32	21	7	189	322	-133
<b>Average</b>	<b>0</b>	<b>1</b>	<b>-1</b>	<b>128</b>	<b>6</b>	<b>6</b>	<b>2</b>	<b>143</b>	<b>219</b>	<b>-76</b>



### Membership Composition June 2024 Cumulative



### Gender Composition June 2024 Cumulative

