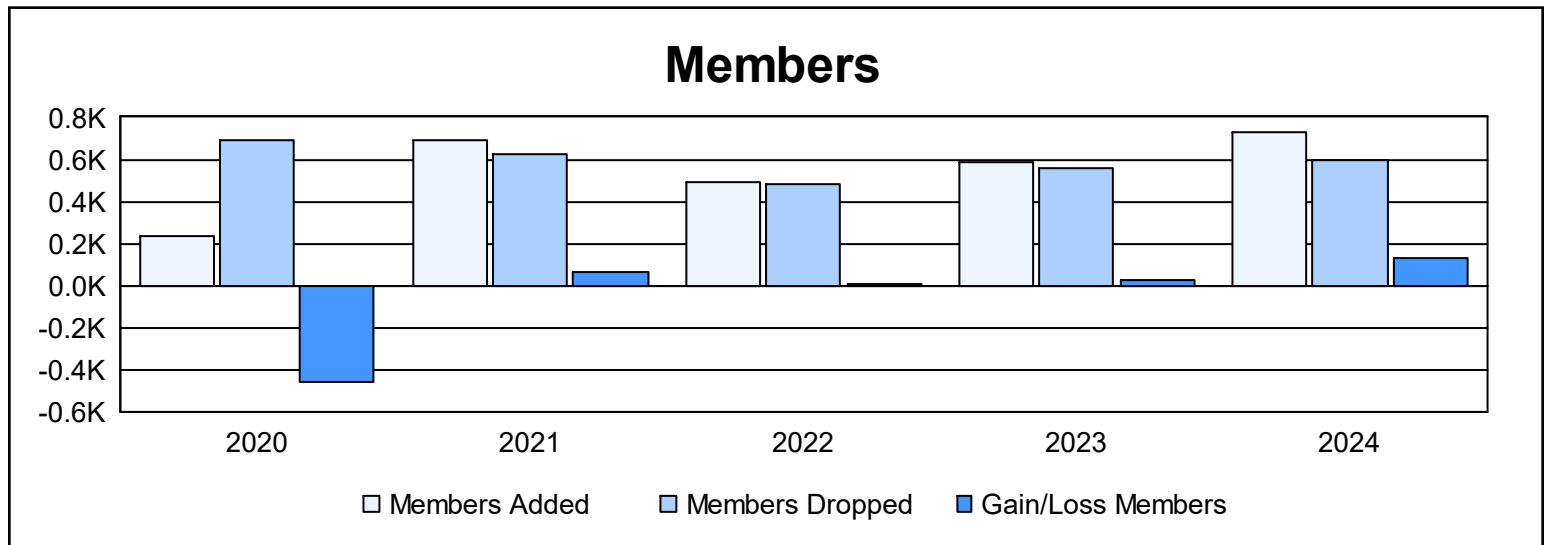
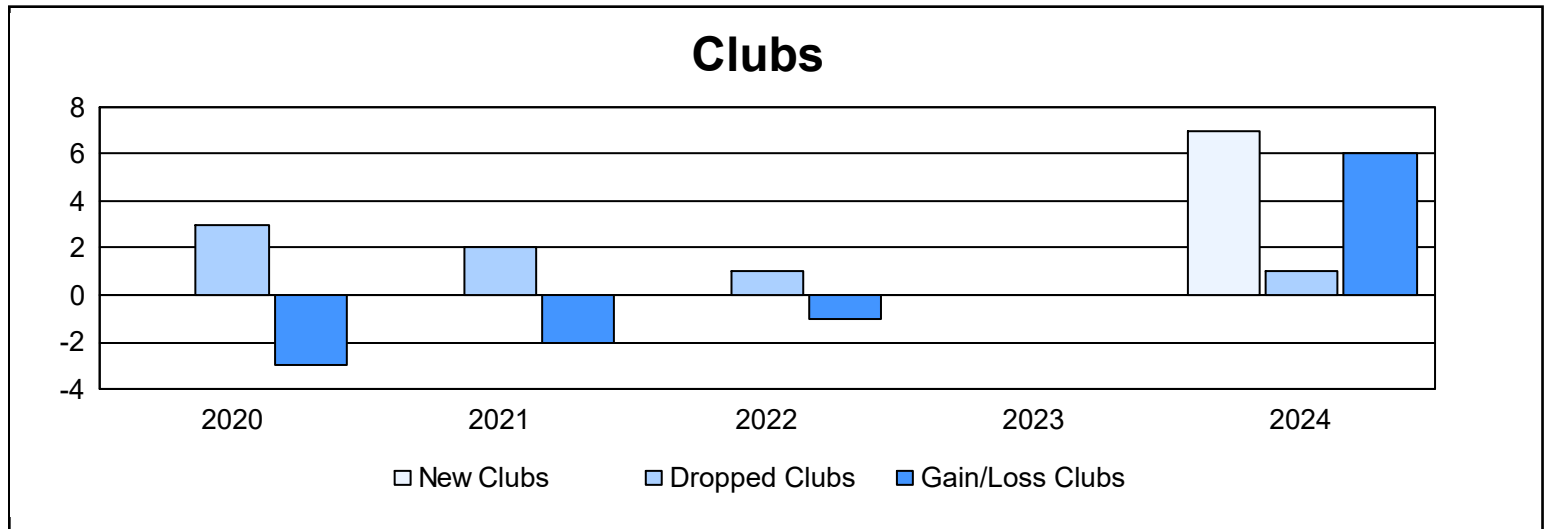
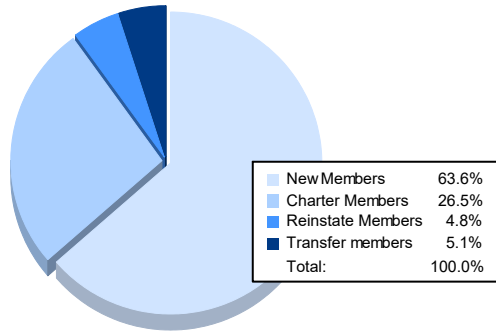


Year	New Clubs	Dropped Clubs	Gain/ Loss Clubs	New Members	Charter Members	Reinstate Members	Transfer Members	Total Member Added	Total Members Dropped	Gain/ Loss Members
2019-2020	0	3	-3	0	106	65	63	234	694	-460
2020-2021	0	2	-2	467	58	29	135	689	621	68
2021-2022	0	1	-1	369	59	45	17	490	483	7
2022-2023	0	0	0	478	22	38	45	583	559	24
2023-2024	7	1	6	461	192	35	37	725	594	131
<b>Average</b>	<b>1</b>	<b>1</b>	<b>0</b>	<b>355</b>	<b>87</b>	<b>42</b>	<b>59</b>	<b>544</b>	<b>590</b>	<b>-46</b>



### Membership Composition June 2024 Cumulative



### Gender Composition June 2024 Cumulative

