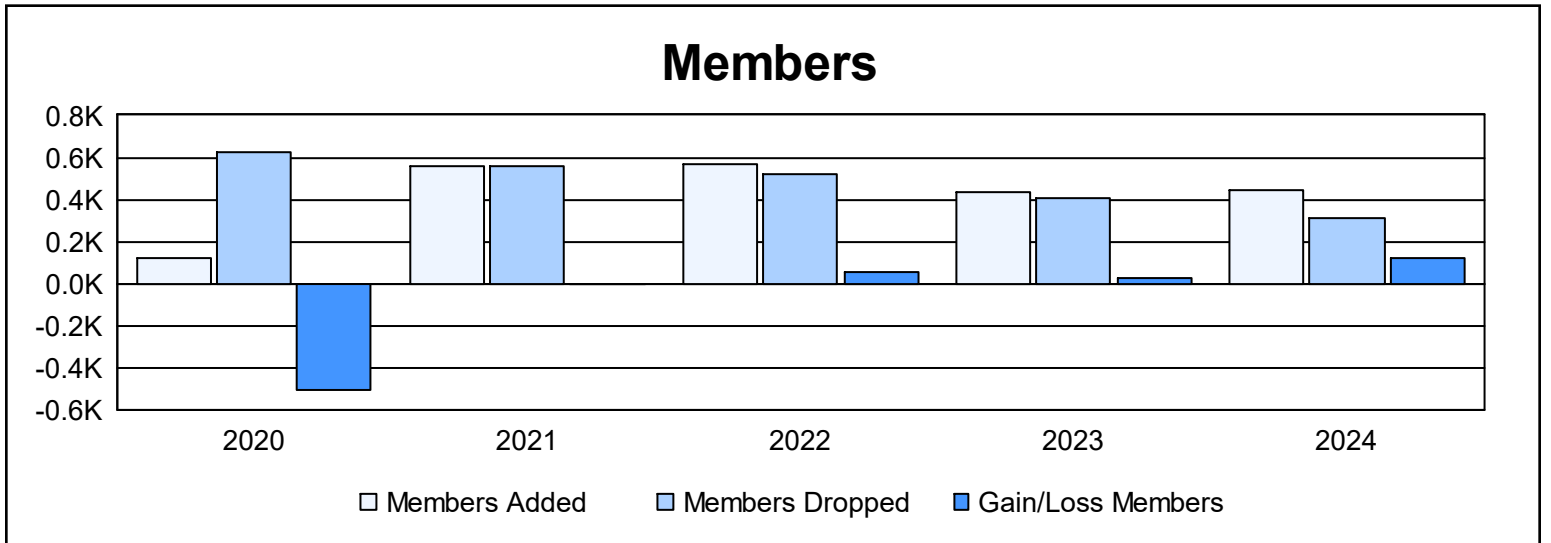
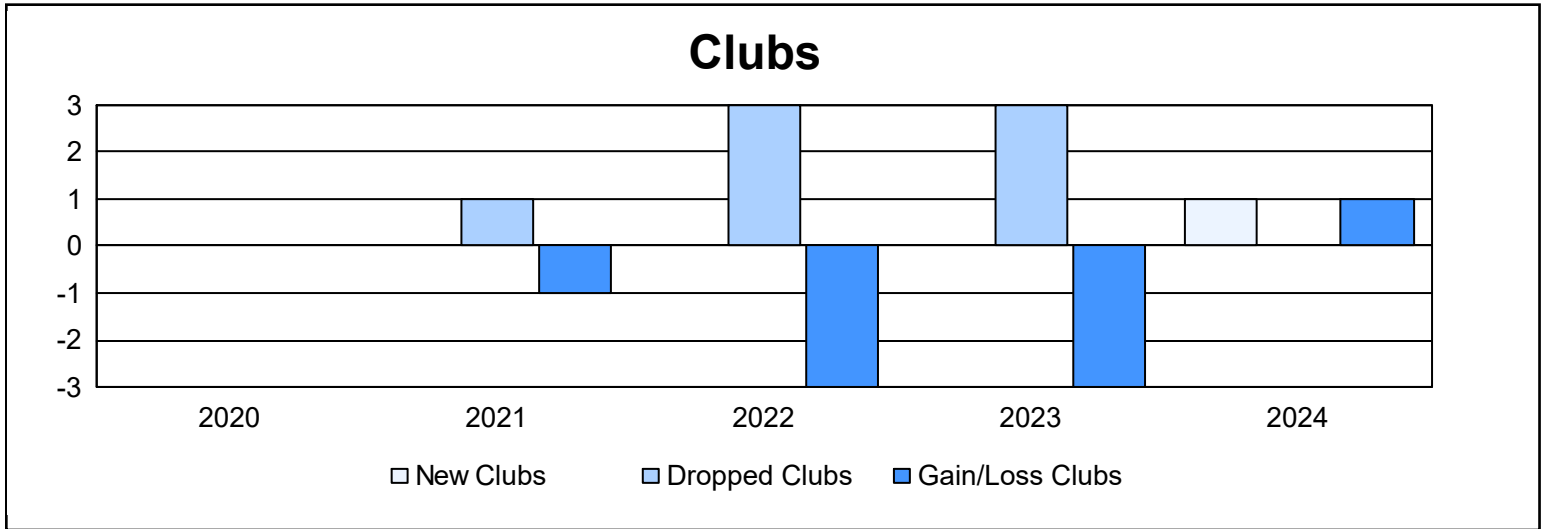
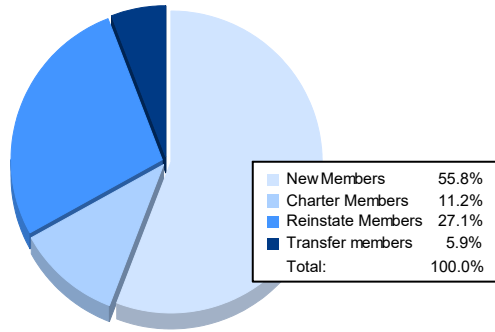


Year	New Clubs	Dropped Clubs	Gain/ Loss Clubs	New Members	Charter Members	Reinstate Members	Transfer Members	Total Member Added	Total Members Dropped	Gain/ Loss Members
2019-2020	0	0	0	31	46	25	14	116	620	-504
2020-2021	0	1	-1	230	192	123	12	557	562	-5
2021-2022	0	3	-3	163	179	204	25	571	515	56
2022-2023	0	3	-3	178	80	156	17	431	408	23
2023-2024	1	0	1	245	49	119	26	439	314	125
<b>Average</b>	<b>0</b>	<b>1</b>	<b>-1</b>	<b>169</b>	<b>109</b>	<b>125</b>	<b>19</b>	<b>423</b>	<b>484</b>	<b>-61</b>



### Membership Composition June 2024 Cumulative



### Gender Composition June 2024 Cumulative

