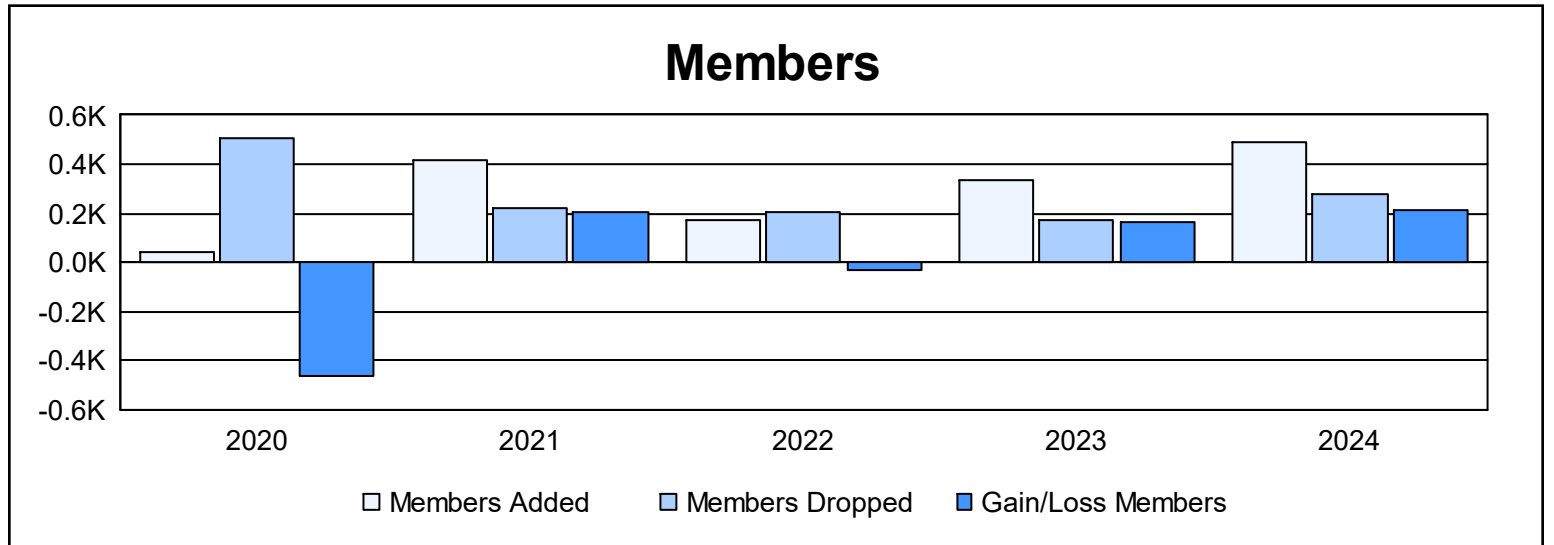
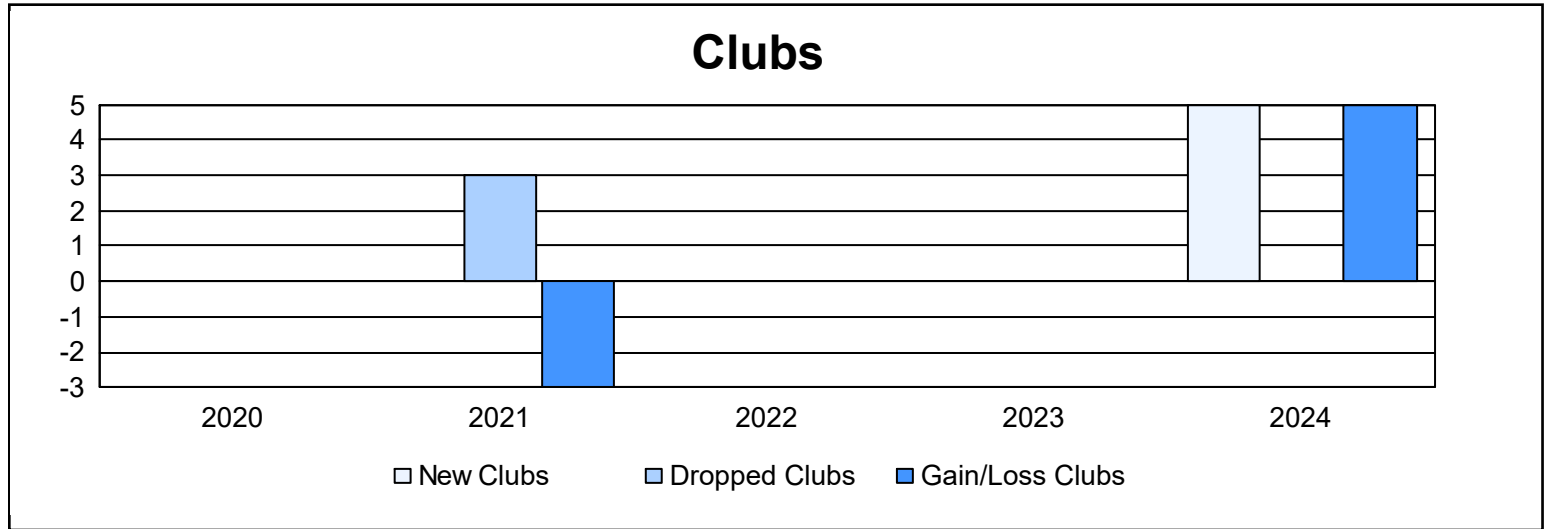
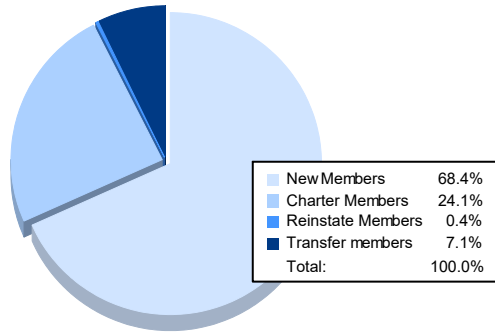


Year	New Clubs	Dropped Clubs	Gain/ Loss Clubs	New Members	Charter Members	Reinstate Members	Transfer Members	Total Member Added	Total Members Dropped	Gain/ Loss Members
2019-2020	0	0	0	6	23	11	4	44	503	-459
2020-2021	0	3	-3	336	46	26	12	420	219	201
2021-2022	0	0	0	141	19	4	9	173	202	-29
2022-2023	0	0	0	322	2	1	12	337	174	163
2023-2024	5	0	5	335	118	2	35	490	281	209
<b>Average</b>	<b>1</b>	<b>1</b>	<b>0</b>	<b>228</b>	<b>42</b>	<b>9</b>	<b>14</b>	<b>293</b>	<b>276</b>	<b>17</b>



### Membership Composition June 2024 Cumulative



### Gender Composition June 2024 Cumulative

