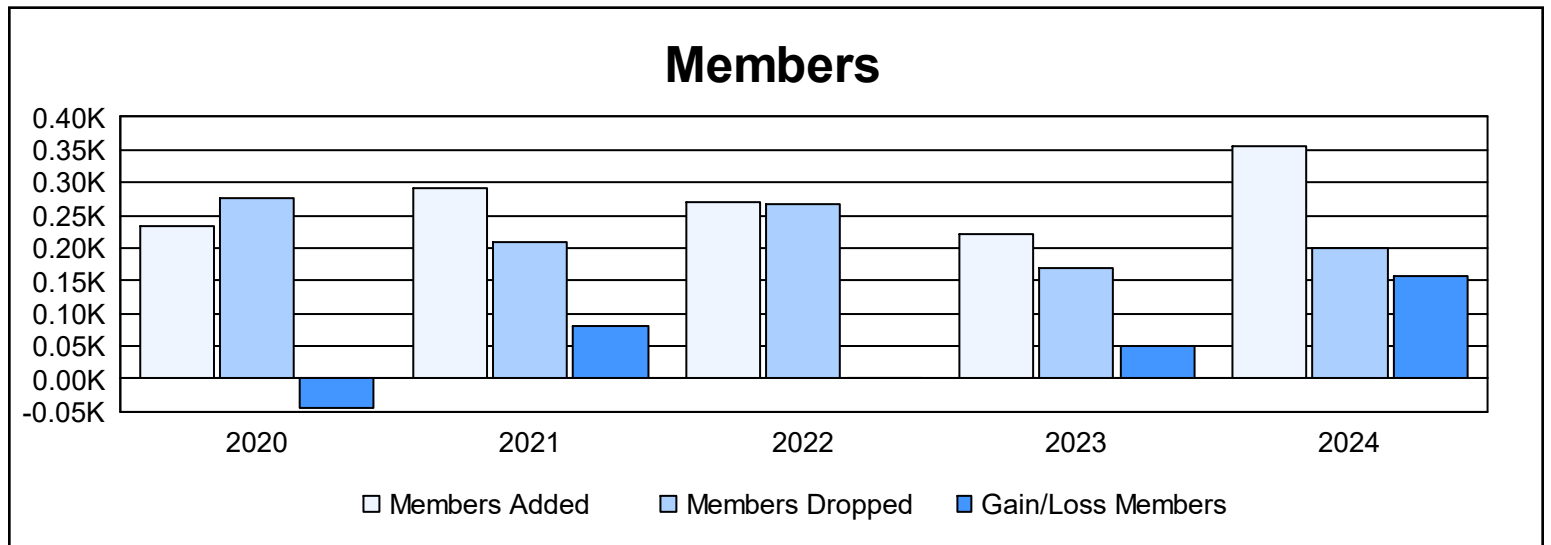
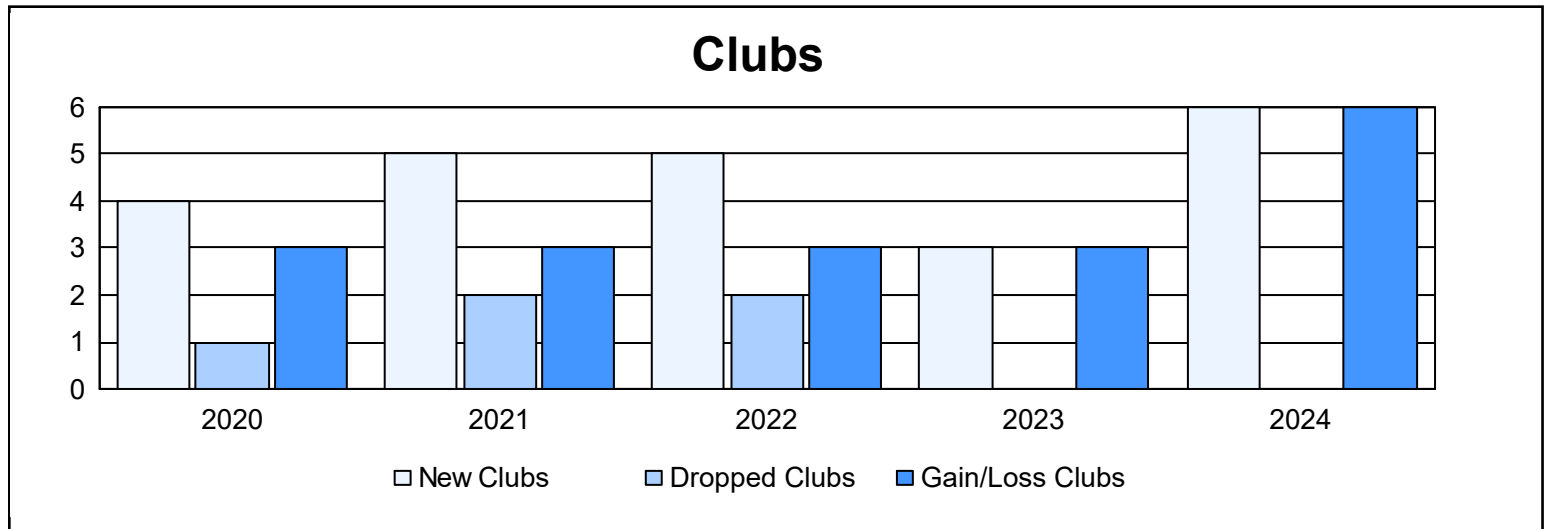
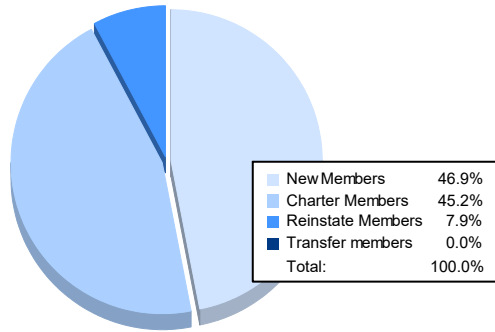


| Year | New Clubs | Dropped Clubs | Gain/ Loss Clubs | New Members | Charter Members | Reinstate Members | Transfer Members | Total Member Added | Total Members Dropped | Gain/ Loss Members |
|----------------|-----------|---------------|------------------|-------------|-----------------|-------------------|------------------|--------------------|-----------------------|--------------------|
| 2019-2020 | 4 | 1 | 3 | 93 | 124 | 10 | 6 | 233 | 276 | -43 |
| 2020-2021 | 5 | 2 | 3 | 118 | 153 | 20 | 0 | 291 | 210 | 81 |
| 2021-2022 | 5 | 2 | 3 | 117 | 146 | 5 | 1 | 269 | 268 | 1 |
| 2022-2023 | 3 | 0 | 3 | 121 | 91 | 5 | 3 | 220 | 170 | 50 |
| 2023-2024 | 6 | 0 | 6 | 167 | 161 | 28 | 0 | 356 | 199 | 157 |
| Average | 5 | 1 | 4 | 123 | 135 | 14 | 2 | 274 | 225 | 49 |



Membership Composition June 2024 Cumulative



Gender Composition June 2024 Cumulative

