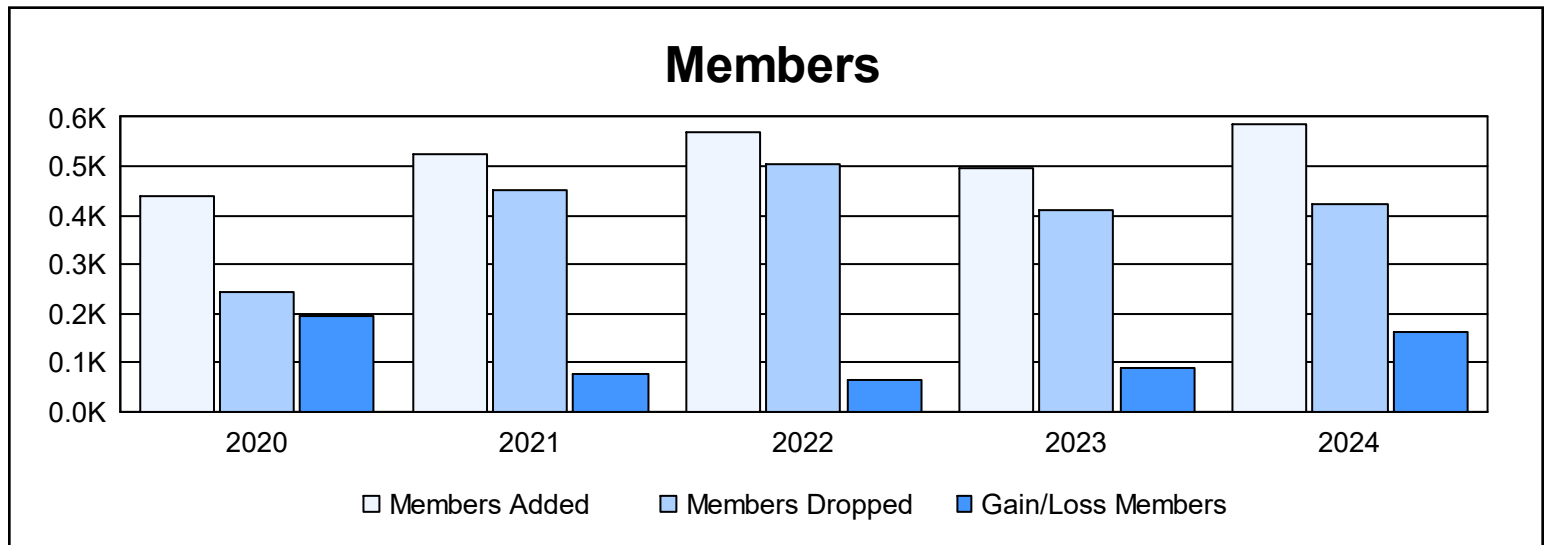
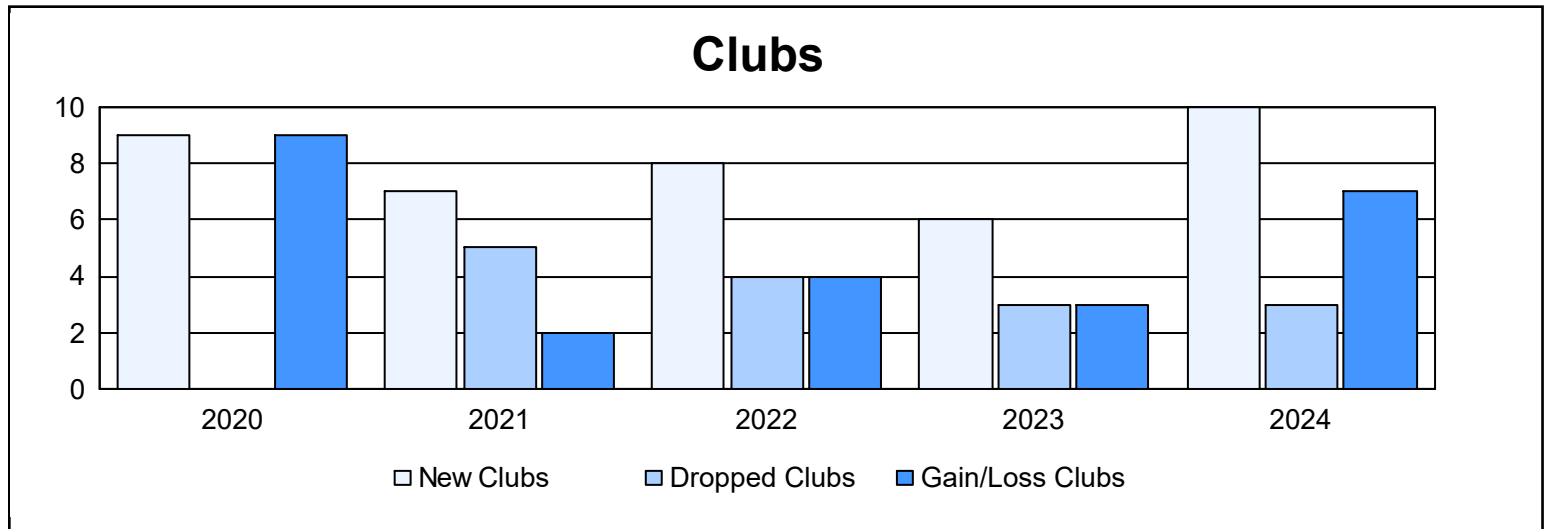
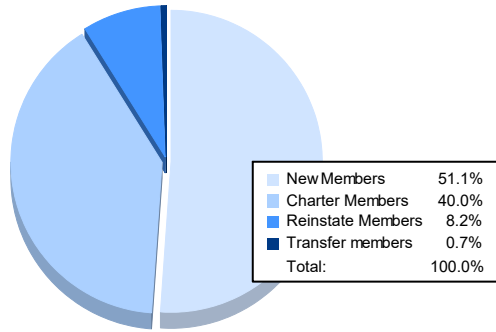


| Year | New Clubs | Dropped Clubs | Gain/ Loss Clubs | New Members | Charter Members | Reinstate Members | Transfer Members | Total Member Added | Total Members Dropped | Gain/ Loss Members |
|----------------|-----------|---------------|------------------|-------------|-----------------|-------------------|------------------|--------------------|-----------------------|--------------------|
| 2019-2020 | 9 | 0 | 9 | 202 | 212 | 22 | 2 | 438 | 245 | 193 |
| 2020-2021 | 7 | 5 | 2 | 295 | 198 | 24 | 9 | 526 | 451 | 75 |
| 2021-2022 | 8 | 4 | 4 | 308 | 227 | 22 | 11 | 568 | 505 | 63 |
| 2022-2023 | 6 | 3 | 3 | 238 | 202 | 52 | 6 | 498 | 409 | 89 |
| 2023-2024 | 10 | 3 | 7 | 299 | 234 | 48 | 4 | 585 | 422 | 163 |
| Average | 8 | 3 | 5 | 268 | 215 | 34 | 6 | 523 | 406 | 117 |



Membership Composition June 2024 Cumulative



Gender Composition June 2024 Cumulative

