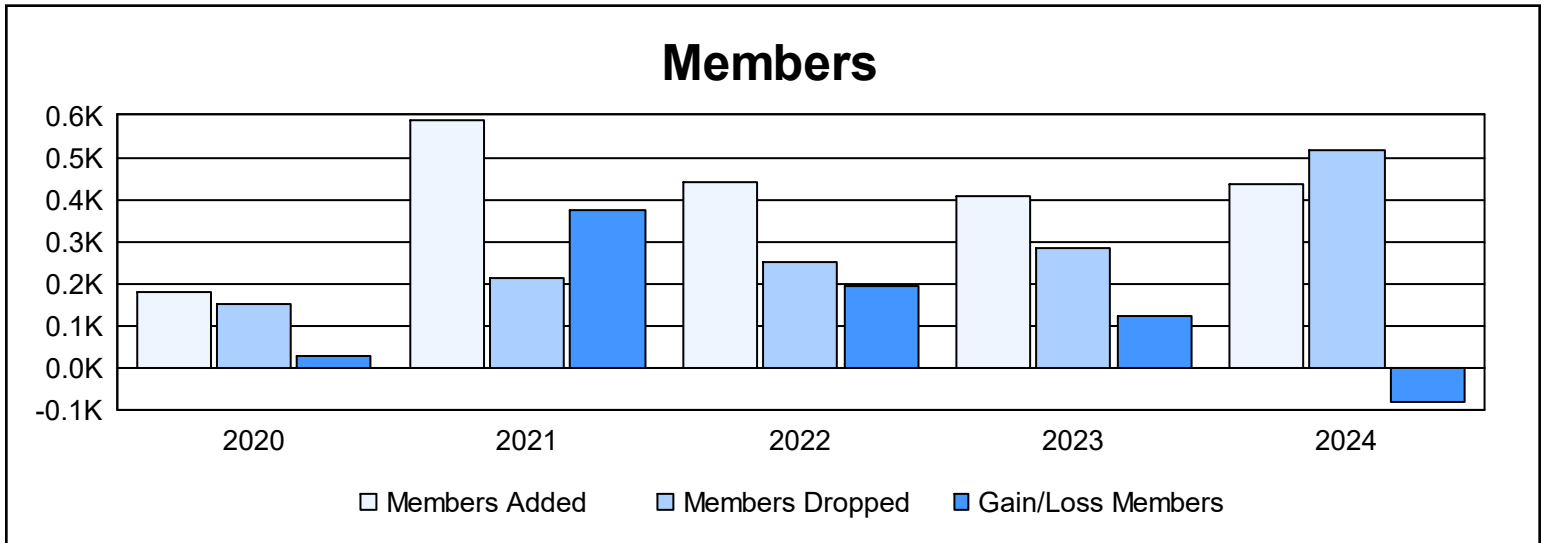
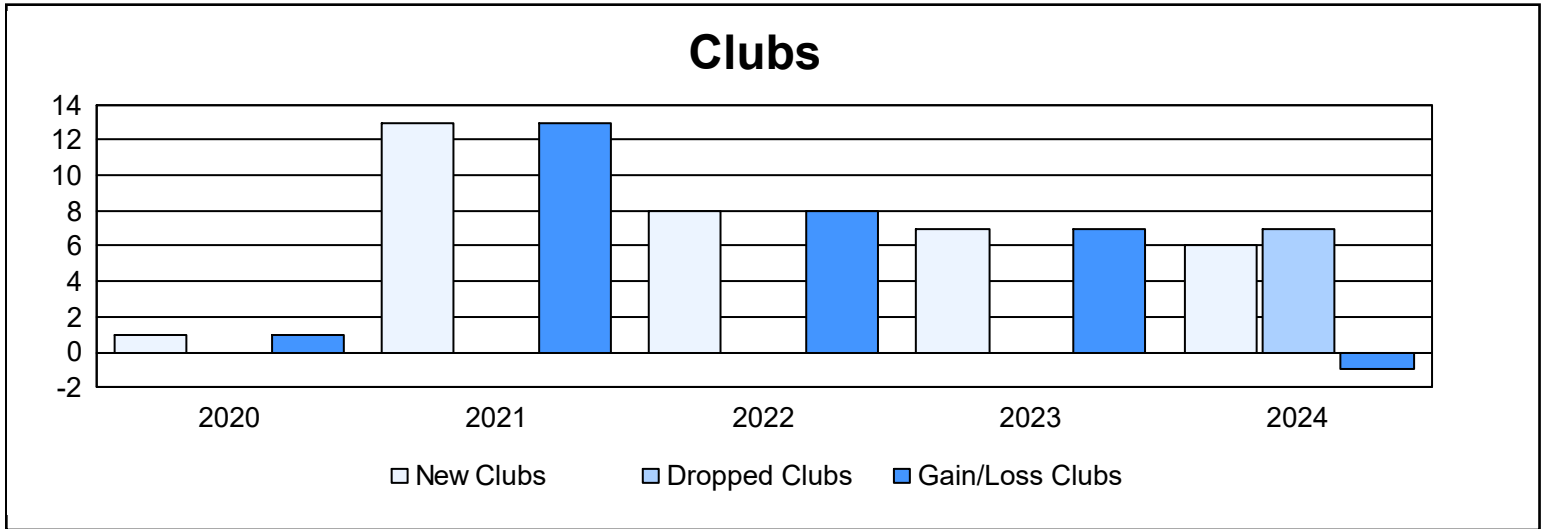
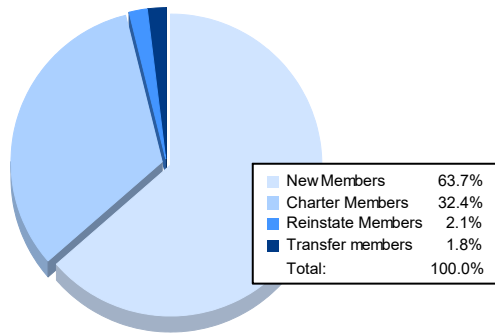


Year	New Clubs	Dropped Clubs	Gain/ Loss Clubs	New Members	Charter Members	Reinstate Members	Transfer Members	Total Member Added	Total Members Dropped	Gain/ Loss Members
2019-2020	1	0	1	148	29	0	1	178	152	26
2020-2021	13	0	13	271	295	11	13	590	214	376
2021-2022	8	0	8	250	189	1	2	442	250	192
2022-2023	7	0	7	203	180	12	12	407	285	122
2023-2024	6	7	-1	277	141	9	8	435	519	-84
<b>Average</b>	<b>7</b>	<b>1</b>	<b>6</b>	<b>230</b>	<b>167</b>	<b>7</b>	<b>7</b>	<b>410</b>	<b>284</b>	<b>126</b>



### Membership Composition June 2024 Cumulative



### Gender Composition June 2024 Cumulative

