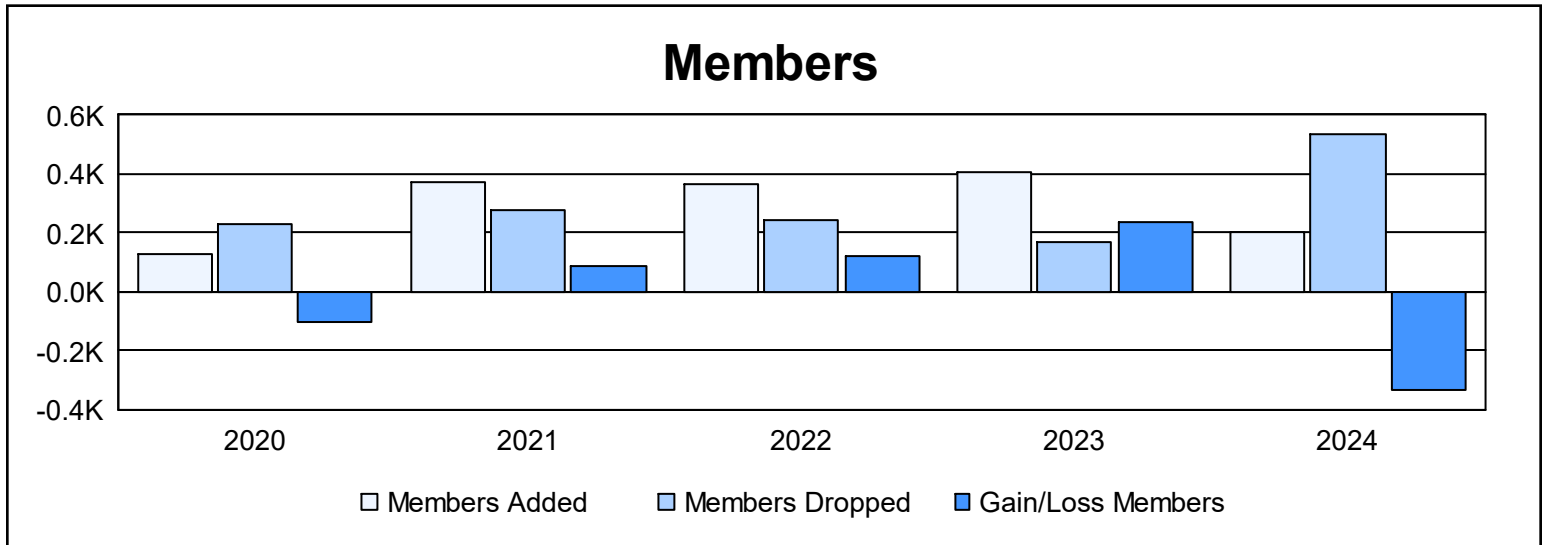
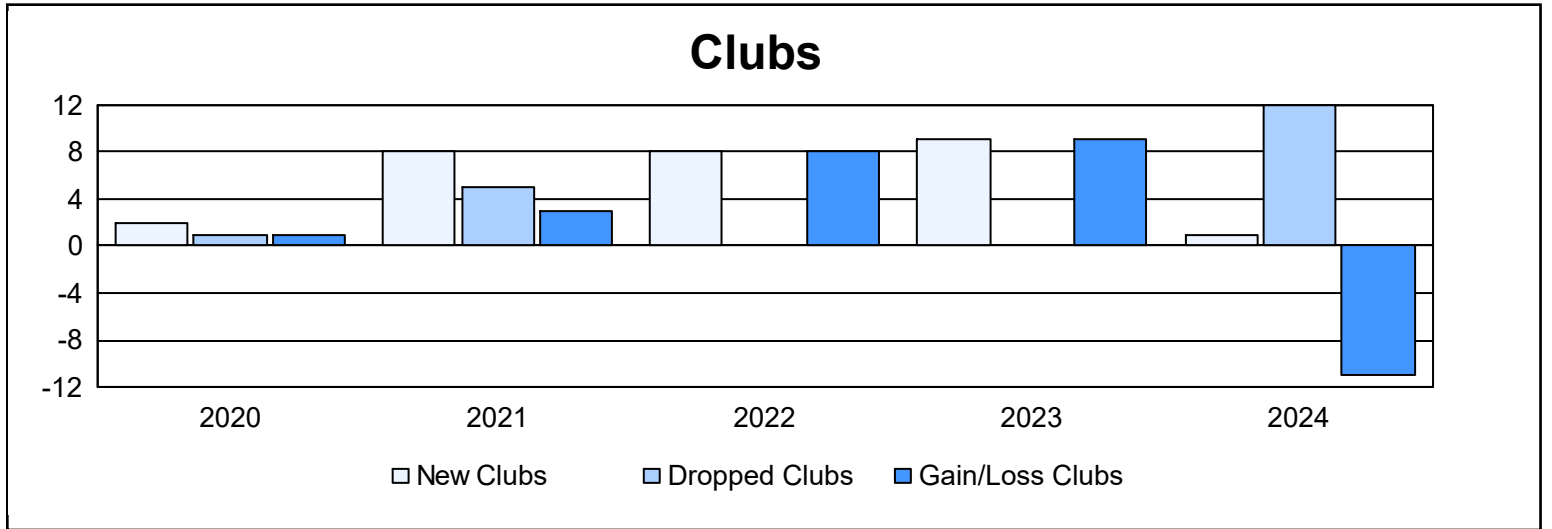
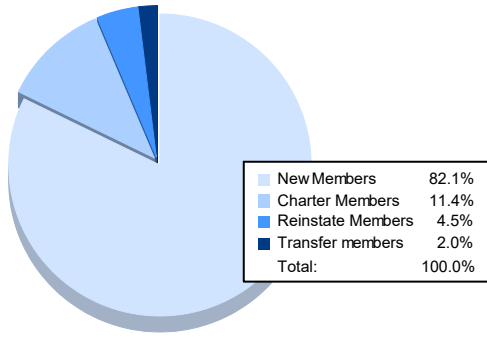


Year	New Clubs	Dropped Clubs	Gain/ Loss Clubs	New Members	Charter Members	Reinstate Members	Transfer Members	Total Member Added	Total Members Dropped	Gain/ Loss Members
2019-2020	2	1	1	54	51	13	9	127	228	-101
2020-2021	8	5	3	149	200	7	13	369	280	89
2021-2022	8	0	8	164	189	8	3	364	243	121
2022-2023	9	0	9	180	202	6	19	407	172	235
2023-2024	1	12	-11	165	23	9	4	201	532	-331
<b>Average</b>	<b>6</b>	<b>4</b>	<b>2</b>	<b>142</b>	<b>133</b>	<b>9</b>	<b>10</b>	<b>294</b>	<b>291</b>	<b>3</b>



### Membership Composition June 2024 Cumulative



### Gender Composition June 2024 Cumulative

