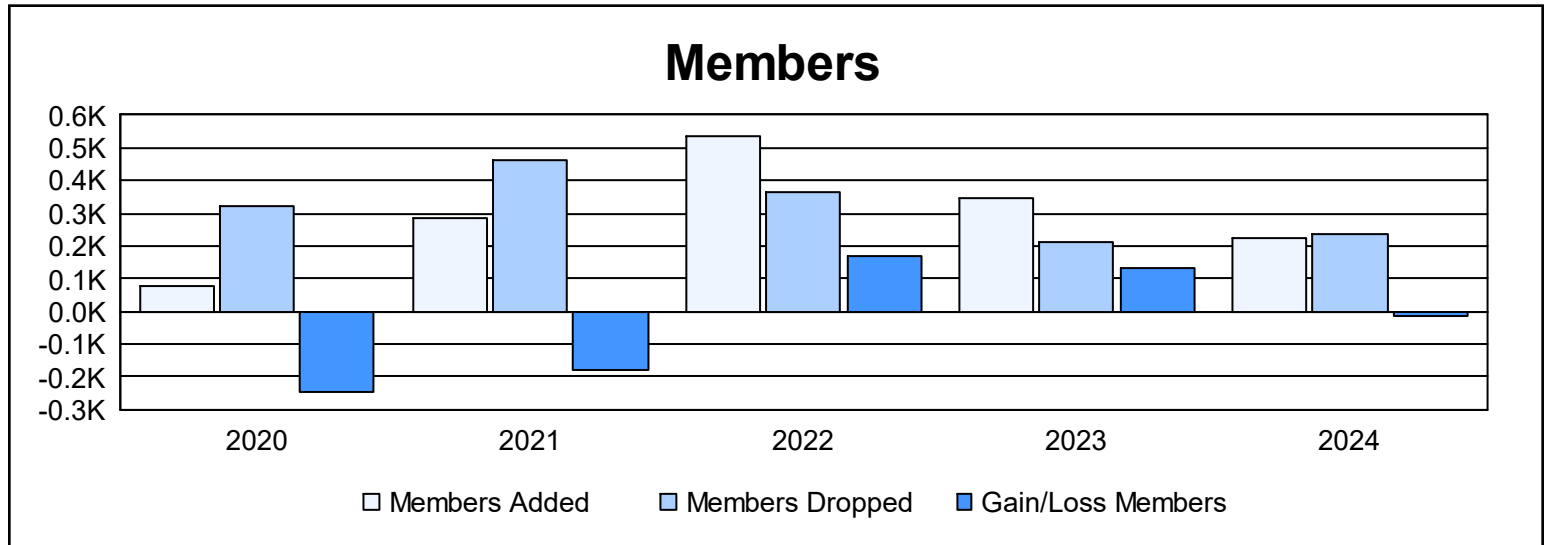
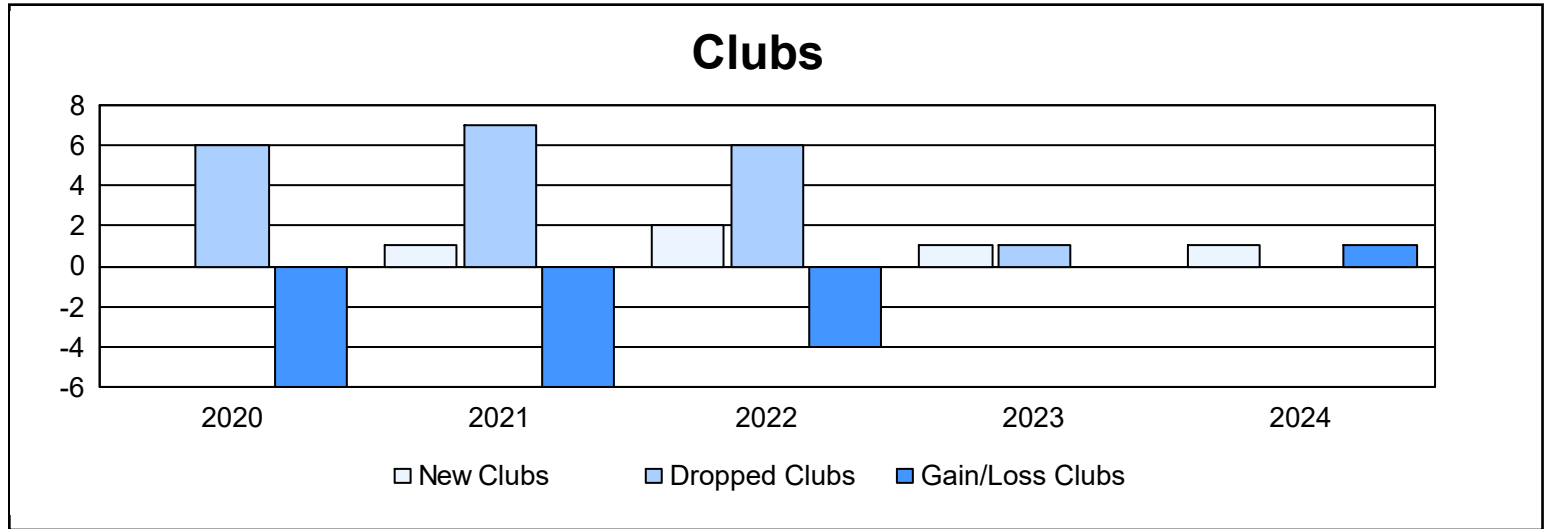
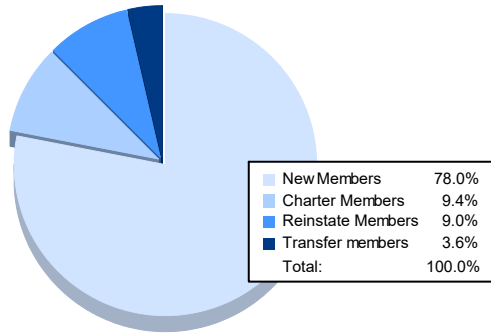


Year	New Clubs	Dropped Clubs	Gain/ Loss Clubs	New Members	Charter Members	Reinstate Members	Transfer Members	Total Member Added	Total Members Dropped	Gain/ Loss Members
2019-2020	0	6	-6	52	7	9	8	76	320	-244
2020-2021	1	7	-6	115	77	81	11	284	460	-176
2021-2022	2	6	-4	259	113	151	12	535	364	171
2022-2023	1	1	0	285	37	13	9	344	214	130
2023-2024	1	0	1	174	21	20	8	223	239	-16
<b>Average</b>	<b>1</b>	<b>4</b>	<b>-3</b>	<b>177</b>	<b>51</b>	<b>55</b>	<b>10</b>	<b>292</b>	<b>319</b>	<b>-27</b>



### Membership Composition June 2024 Cumulative



### Gender Composition June 2024 Cumulative

