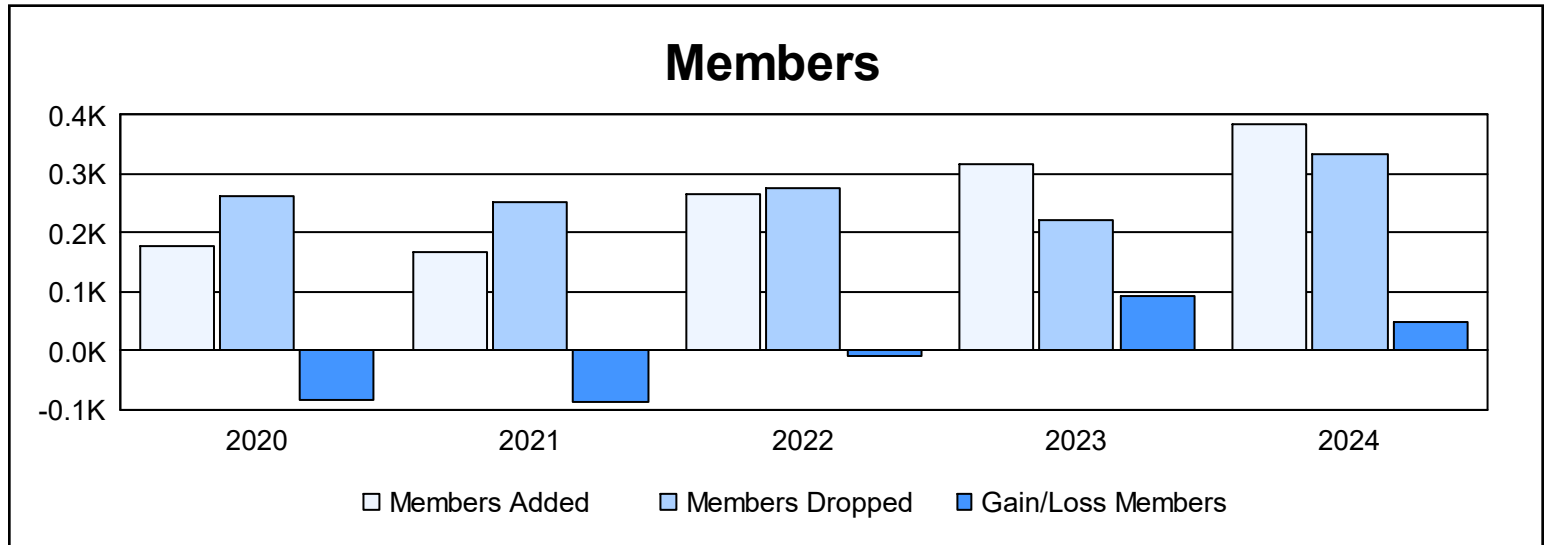
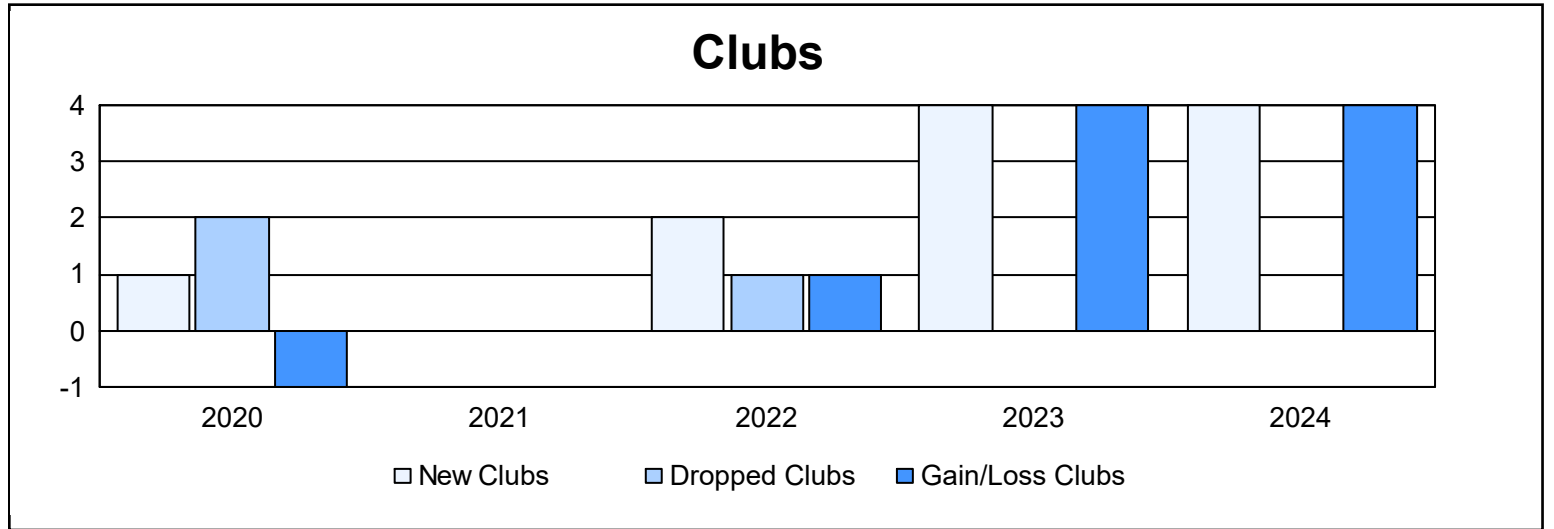
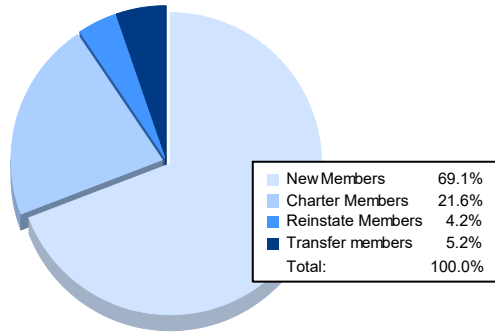


Year	New Clubs	Dropped Clubs	Gain/ Loss Clubs	New Members	Charter Members	Reinstate Members	Transfer Members	Total Member Added	Total Members Dropped	Gain/ Loss Members
2019-2020	1	2	-1	128	30	5	13	176	261	-85
2020-2021	0	0	0	138	5	4	19	166	253	-87
2021-2022	2	1	1	196	43	5	22	266	275	-9
2022-2023	4	0	4	194	99	7	17	317	223	94
2023-2024	4	0	4	266	83	16	20	385	335	50
<b>Average</b>	<b>2</b>	<b>1</b>	<b>2</b>	<b>184</b>	<b>52</b>	<b>7</b>	<b>18</b>	<b>262</b>	<b>269</b>	<b>-7</b>



### Membership Composition June 2024 Cumulative



### Gender Composition June 2024 Cumulative

