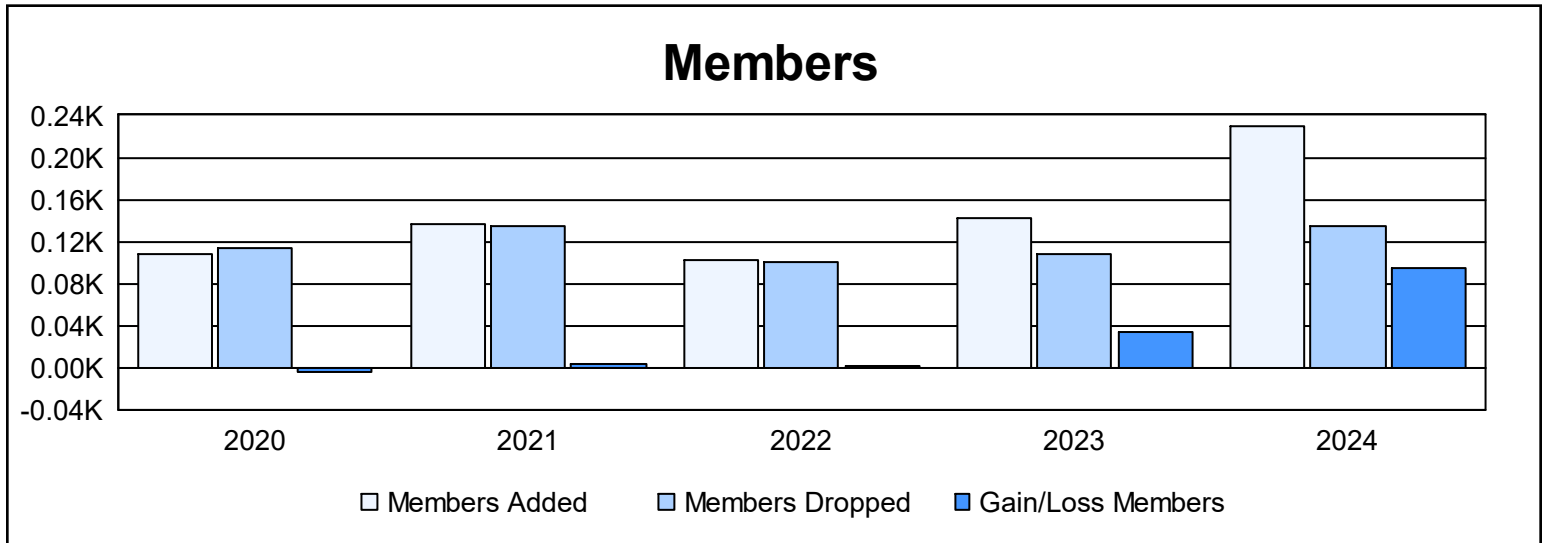
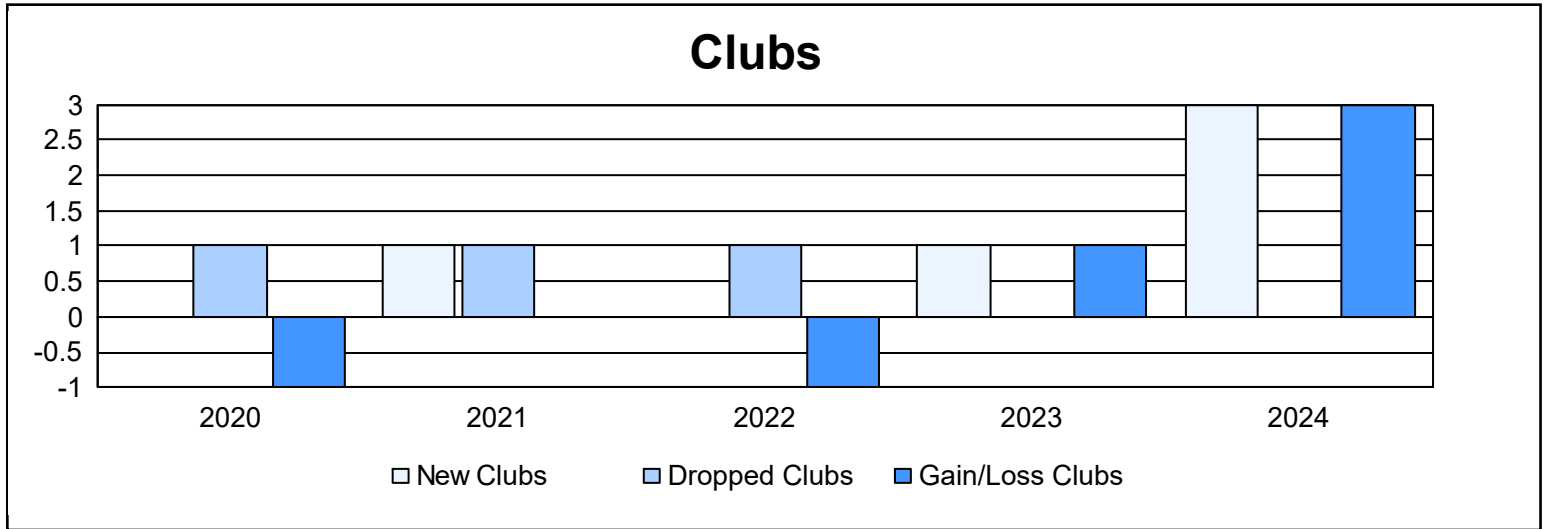
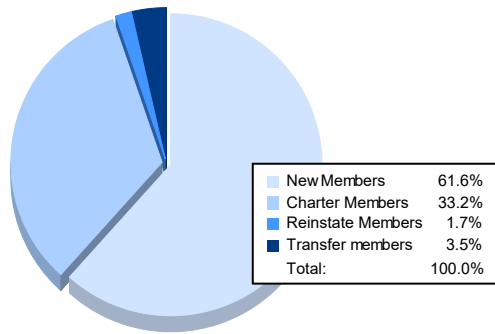


Year	New Clubs	Dropped Clubs	Gain/ Loss Clubs	New Members	Charter Members	Reinstate Members	Transfer Members	Total Member Added	Total Members Dropped	Gain/ Loss Members
2019-2020	0	1	-1	94	1	6	7	108	113	-5
2020-2021	1	1	0	91	33	0	13	137	134	3
2021-2022	0	1	-1	93	4	2	4	103	101	2
2022-2023	1	0	1	105	27	8	2	142	108	34
2023-2024	3	0	3	141	76	4	8	229	134	95
<b>Average</b>	<b>1</b>	<b>1</b>	<b>0</b>	<b>105</b>	<b>28</b>	<b>4</b>	<b>7</b>	<b>144</b>	<b>118</b>	<b>26</b>



### Membership Composition June 2024 Cumulative



### Gender Composition June 2024 Cumulative

