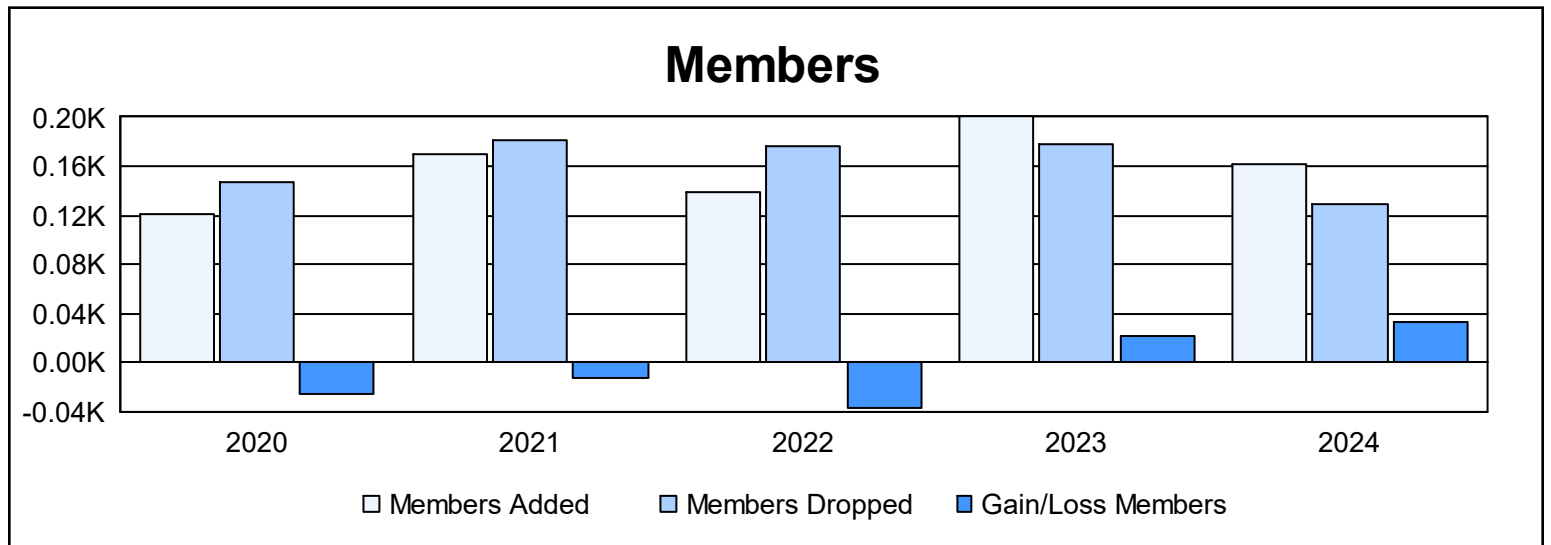
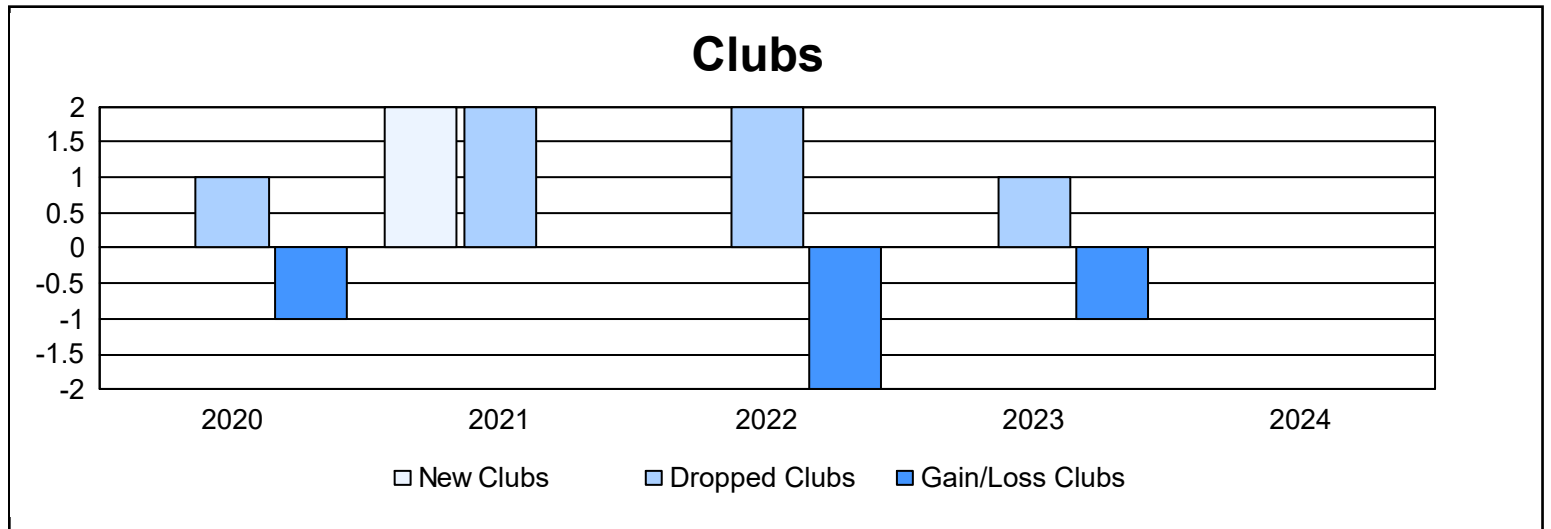
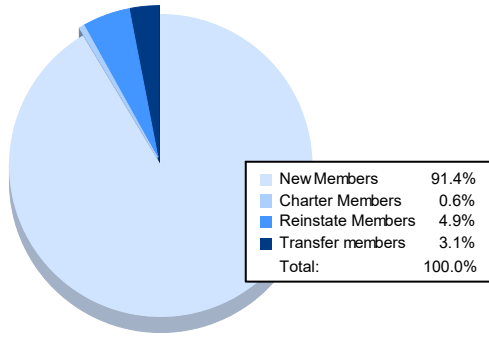


Year	New Clubs	Dropped Clubs	Gain/ Loss Clubs	New Members	Charter Members	Reinstate Members	Transfer Members	Total Member Added	Total Members Dropped	Gain/ Loss Members
2019-2020	0	1	-1	108	2	5	6	121	147	-26
2020-2021	2	2	0	104	57	5	3	169	181	-12
2021-2022	0	2	-2	132	0	3	4	139	176	-37
2022-2023	0	1	-1	179	6	7	8	200	178	22
2023-2024	0	0	0	148	1	8	5	162	129	33
<b>Average</b>	<b>0</b>	<b>1</b>	<b>-1</b>	<b>134</b>	<b>13</b>	<b>6</b>	<b>5</b>	<b>158</b>	<b>162</b>	<b>-4</b>



### Membership Composition June 2024 Cumulative



### Gender Composition June 2024 Cumulative

