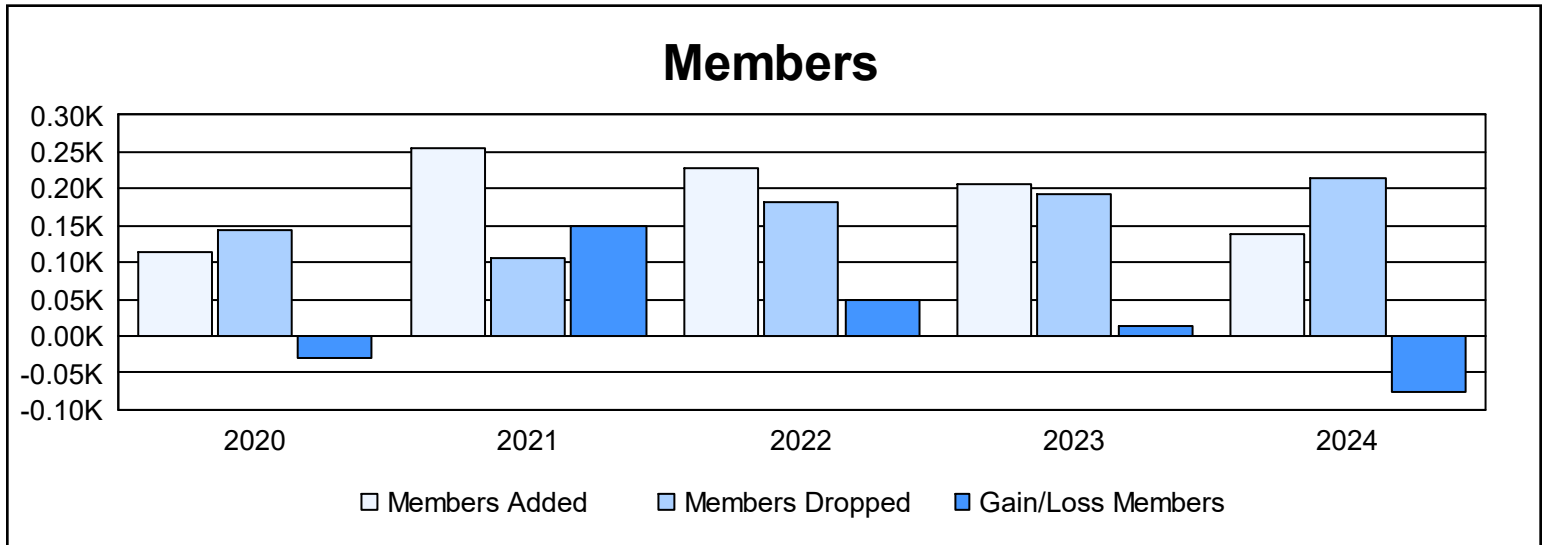
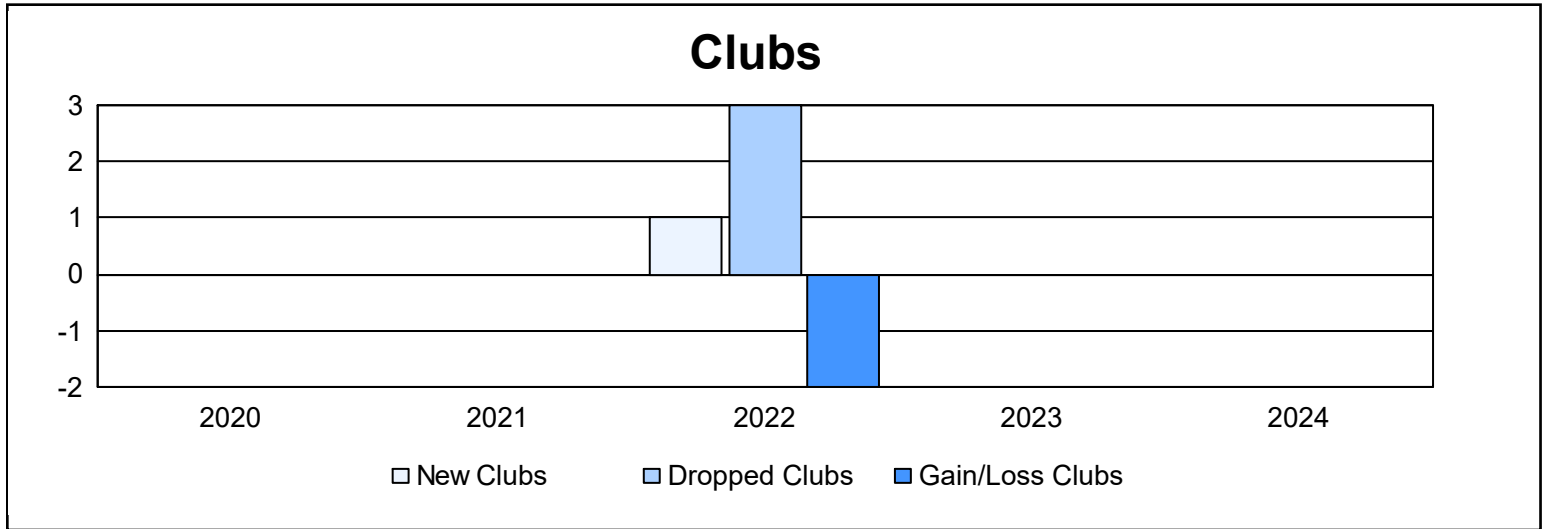
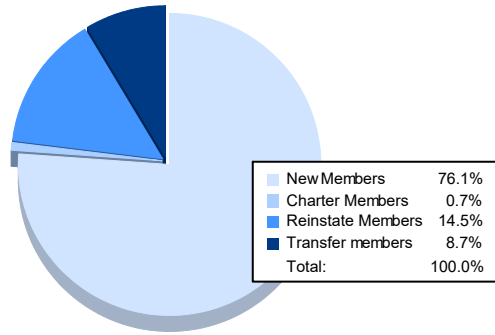


Year	New Clubs	Dropped Clubs	Gain/Loss Clubs	New Members	Charter Members	Reinstate Members	Transfer Members	Total Member Added	Total Members Dropped	Gain/Loss Members
2019-2020	0	0	0	108	0	4	2	114	145	-31
2020-2021	0	0	0	250	0	4	1	255	106	149
2021-2022	1	3	-2	180	35	9	5	229	181	48
2022-2023	0	0	0	148	2	49	6	205	192	13
2023-2024	0	0	0	105	1	20	12	138	214	-76
<b>Average</b>	<b>0</b>	<b>1</b>	<b>0</b>	<b>158</b>	<b>8</b>	<b>17</b>	<b>5</b>	<b>188</b>	<b>168</b>	<b>21</b>



### Membership Composition June 2024 Cumulative



### Gender Composition June 2024 Cumulative

