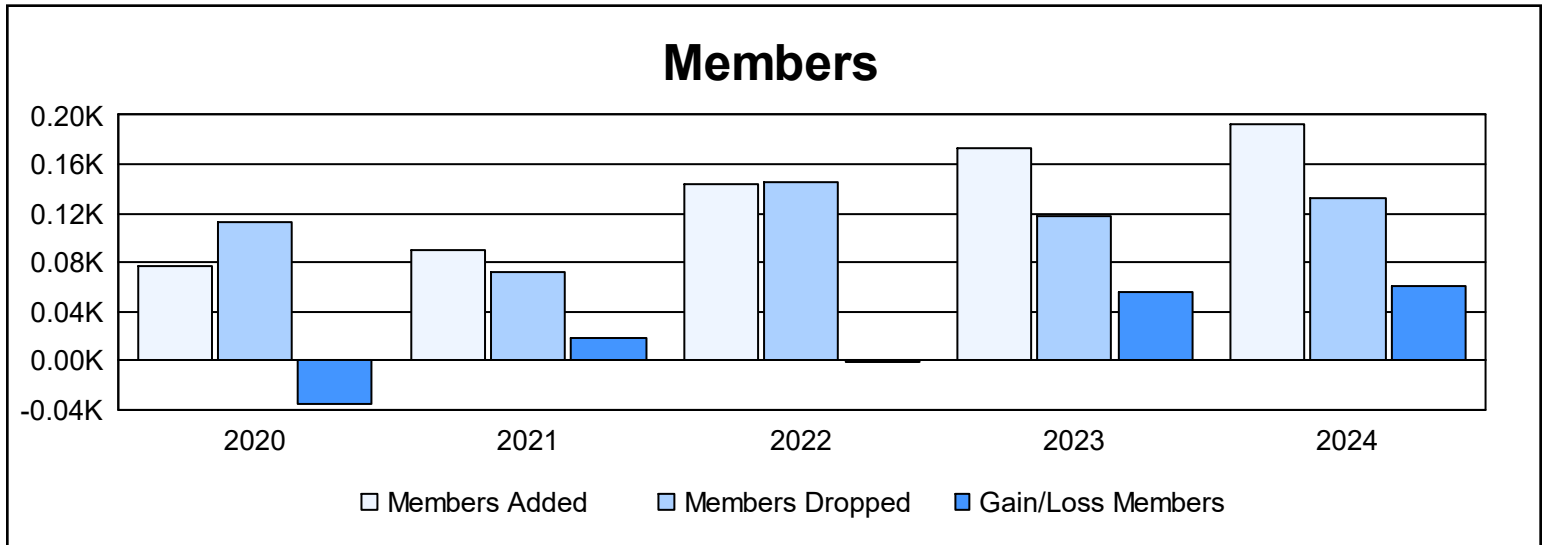
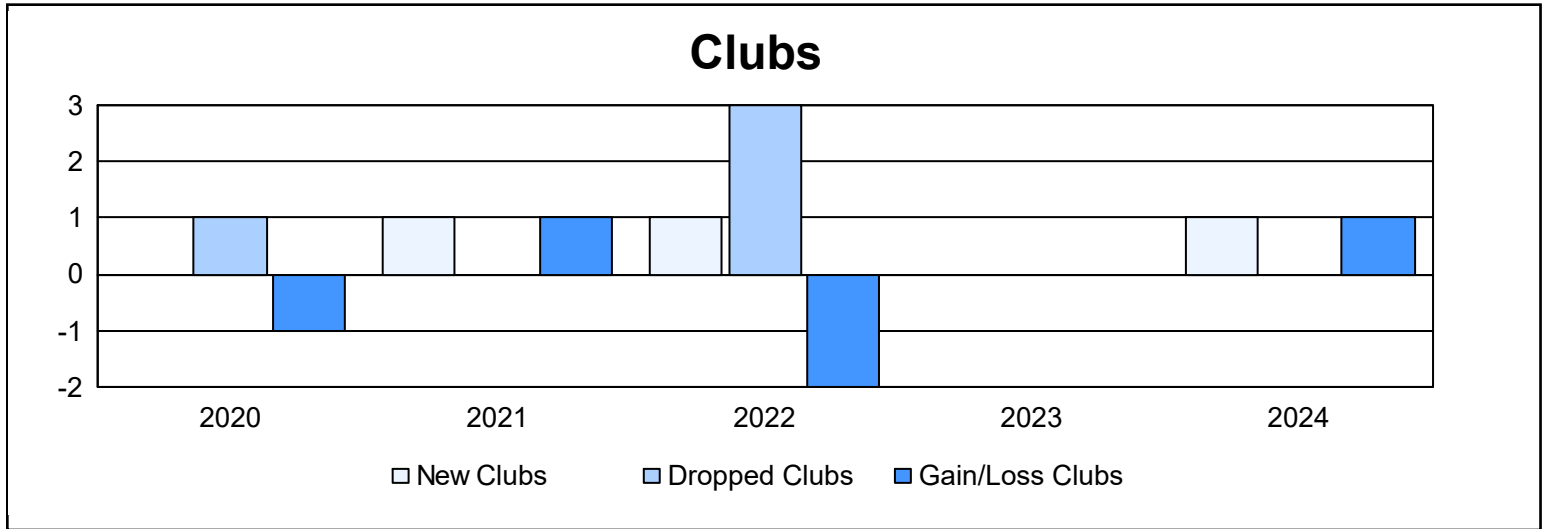
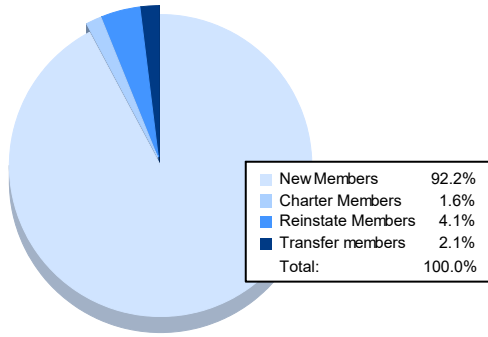


Year	New Clubs	Dropped Clubs	Gain/ Loss Clubs	New Members	Charter Members	Reinstate Members	Transfer Members	Total Member Added	Total Members Dropped	Gain/ Loss Members
2019-2020	0	1	-1	65	3	7	2	77	113	-36
2020-2021	1	0	1	68	18	2	2	90	72	18
2021-2022	1	3	-2	89	41	11	3	144	145	-1
2022-2023	0	0	0	160	3	6	4	173	118	55
2023-2024	1	0	1	178	3	8	4	193	132	61
<b>Average</b>	<b>1</b>	<b>1</b>	<b>0</b>	<b>112</b>	<b>14</b>	<b>7</b>	<b>3</b>	<b>135</b>	<b>116</b>	<b>19</b>



### Membership Composition June 2024 Cumulative



### Gender Composition June 2024 Cumulative

