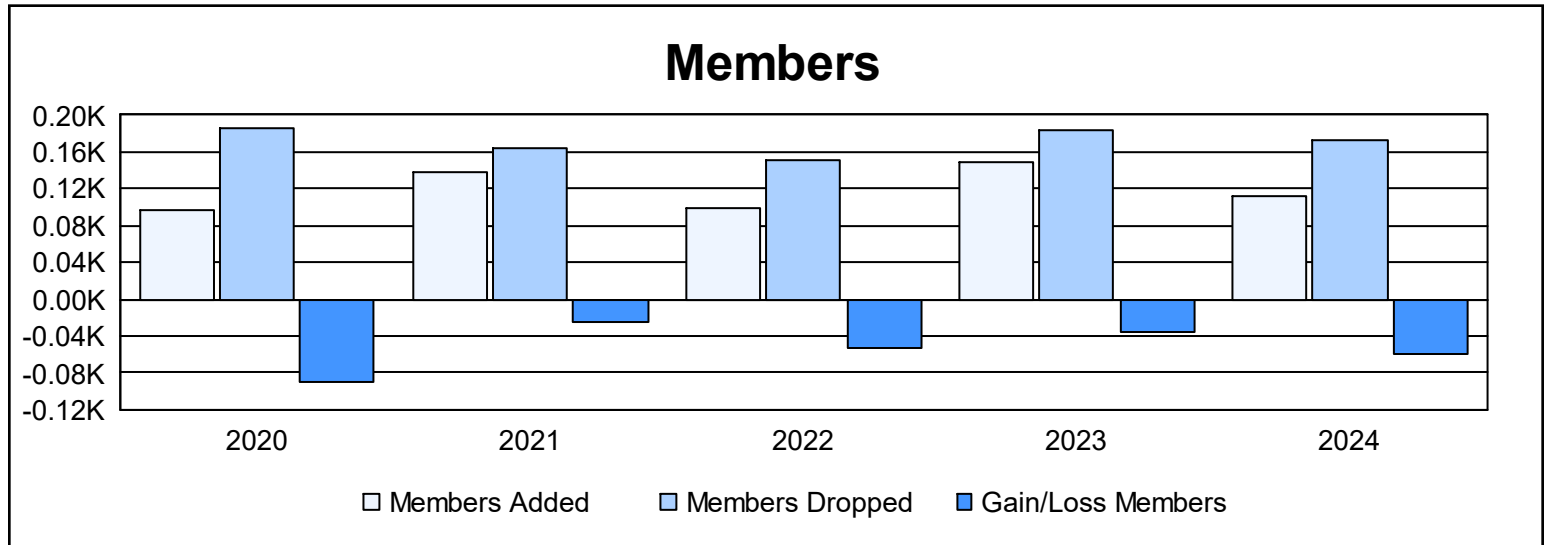
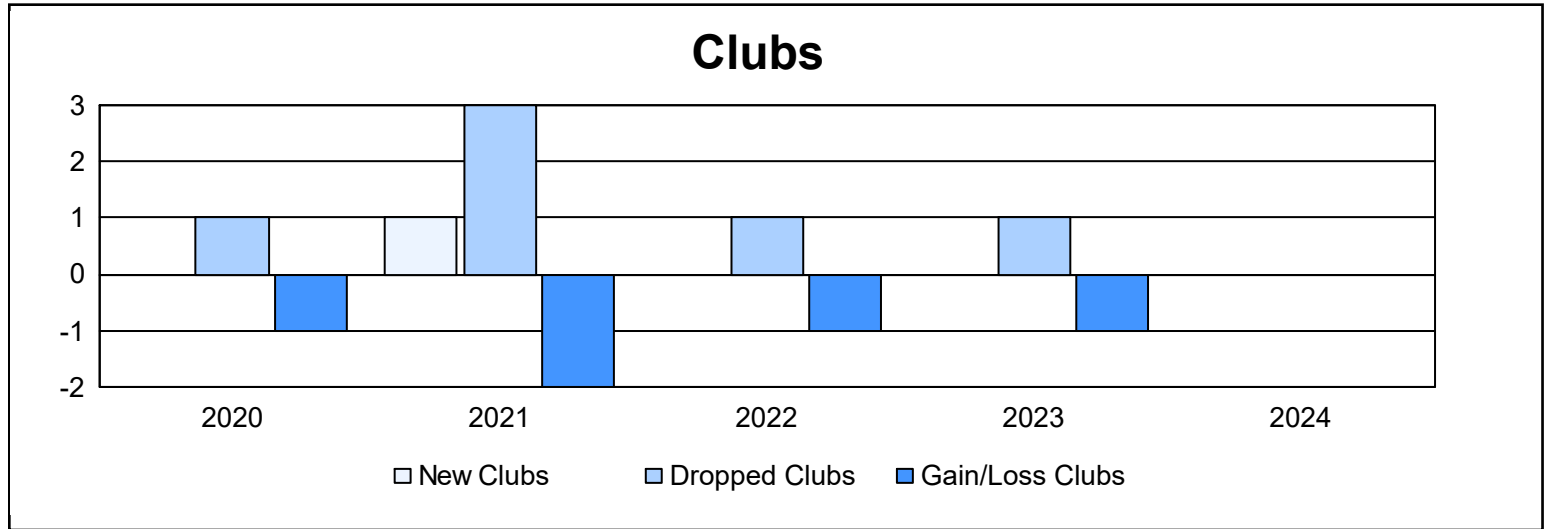
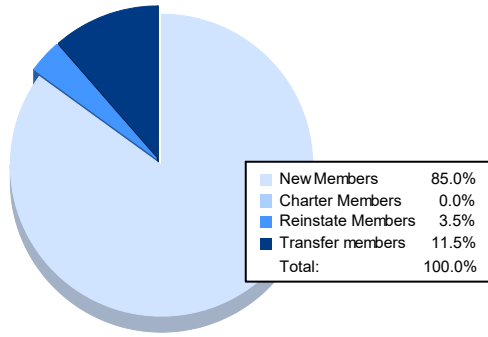


Year	New Clubs	Dropped Clubs	Gain/ Loss Clubs	New Members	Charter Members	Reinstate Members	Transfer Members	Total Member Added	Total Members Dropped	Gain/ Loss Members
2019-2020	0	1	-1	72	5	7	13	97	186	-89
2020-2021	1	3	-2	97	29	4	8	138	163	-25
2021-2022	0	1	-1	83	3	5	7	98	152	-54
2022-2023	0	1	-1	136	4	3	6	149	184	-35
2023-2024	0	0	0	96	0	4	13	113	173	-60
<b>Average</b>	<b>0</b>	<b>1</b>	<b>-1</b>	<b>97</b>	<b>8</b>	<b>5</b>	<b>9</b>	<b>119</b>	<b>172</b>	<b>-53</b>



### Membership Composition June 2024 Cumulative



### Gender Composition June 2024 Cumulative

