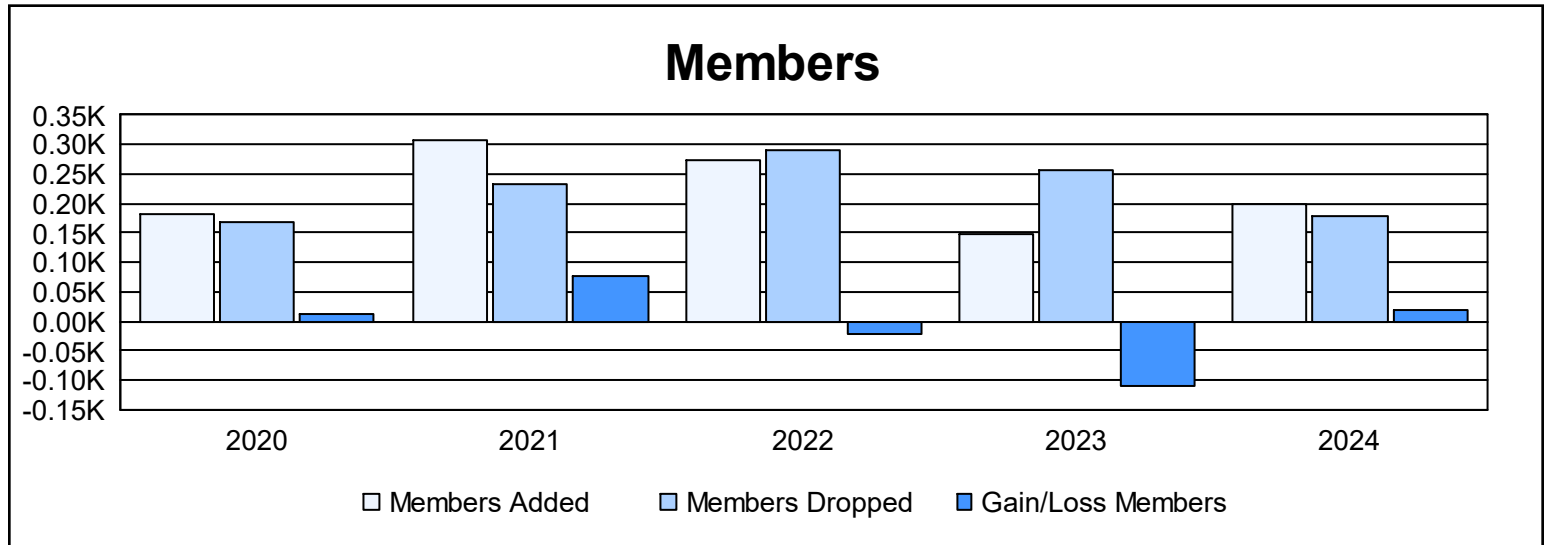
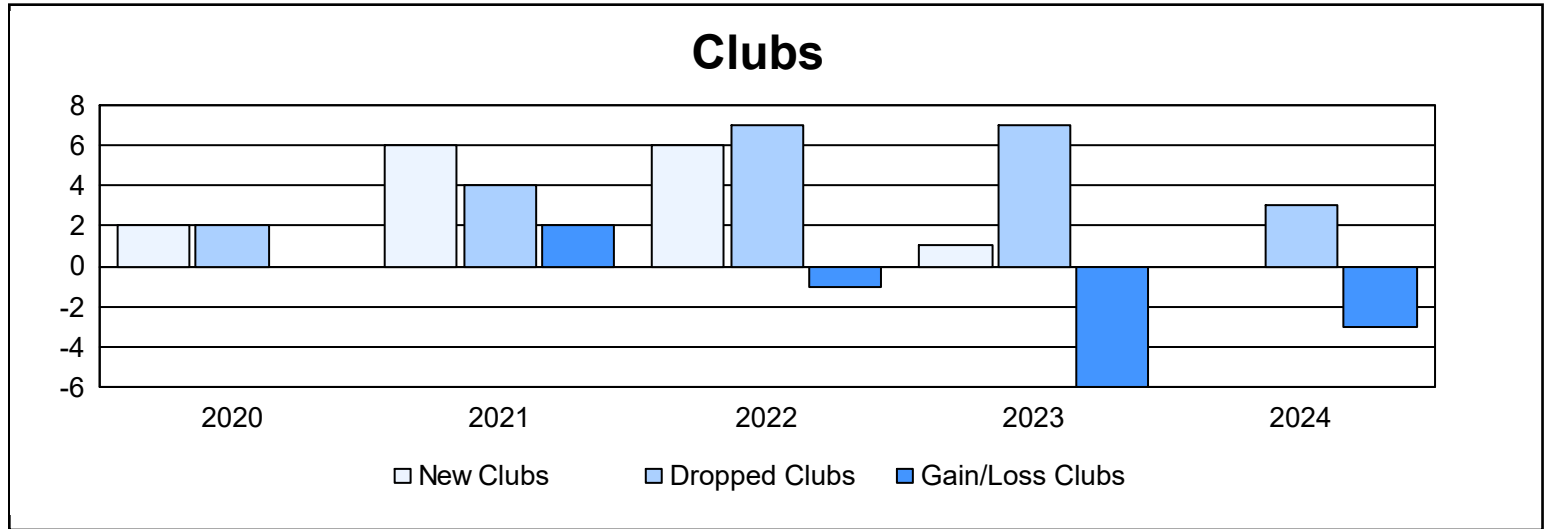
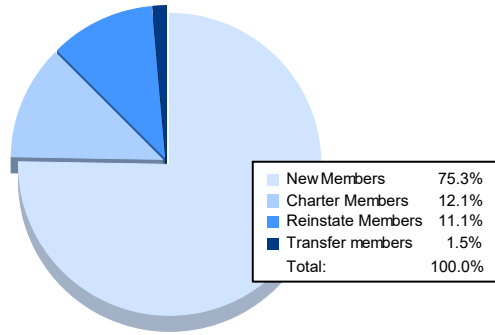


Year	New Clubs	Dropped Clubs	Gain/ Loss Clubs	New Members	Charter Members	Reinstate Members	Transfer Members	Total Member Added	Total Members Dropped	Gain/ Loss Members
2019-2020	2	2	0	123	37	11	10	181	170	11
2020-2021	6	4	2	153	112	42	1	308	232	76
2021-2022	6	7	-1	97	131	40	4	272	292	-20
2022-2023	1	7	-6	85	44	13	7	149	258	-109
2023-2024	0	3	-3	149	24	22	3	198	180	18
<b>Average</b>	<b>3</b>	<b>5</b>	<b>-2</b>	<b>121</b>	<b>70</b>	<b>26</b>	<b>5</b>	<b>222</b>	<b>226</b>	<b>-5</b>



### Membership Composition June 2024 Cumulative



### Gender Composition June 2024 Cumulative

