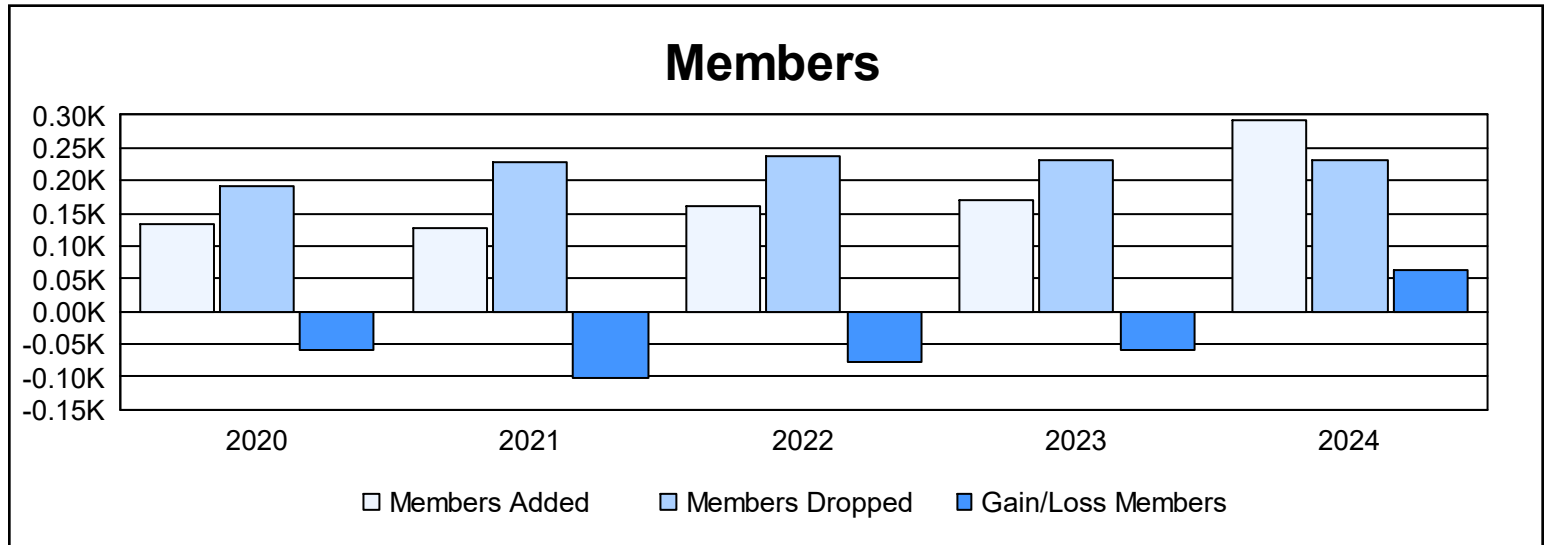
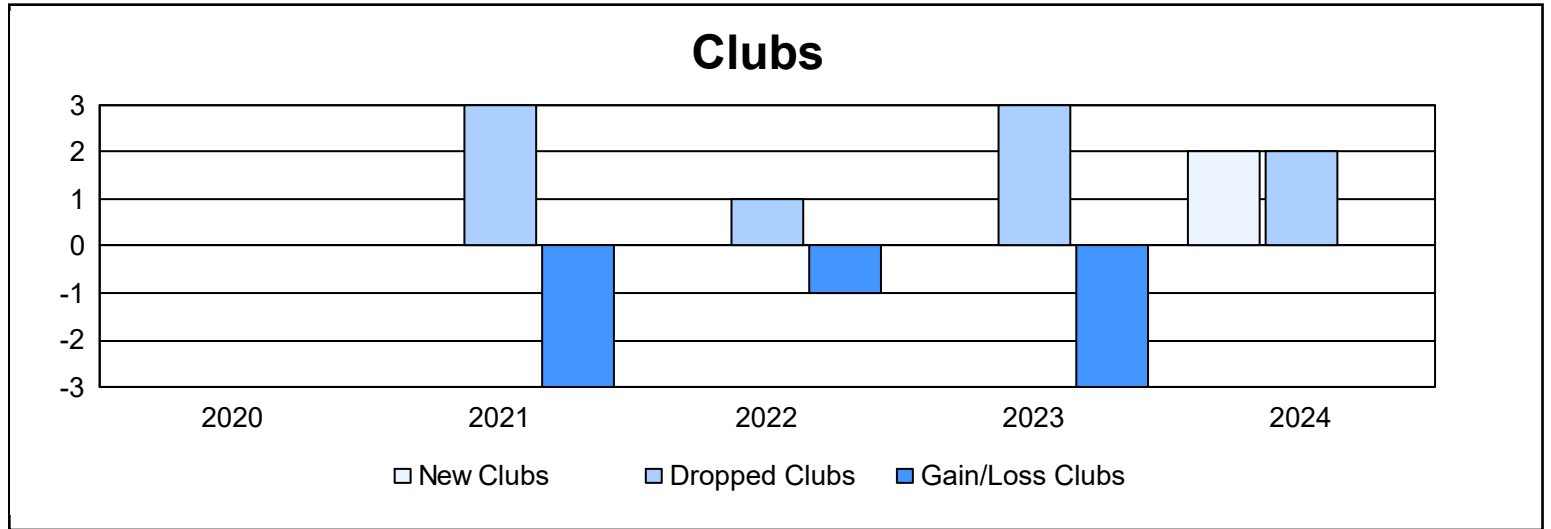
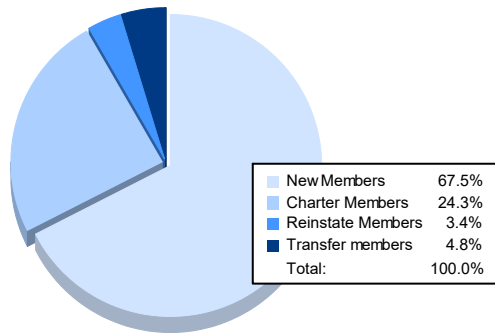


| Year | New Clubs | Dropped Clubs | Gain/ Loss Clubs | New Members | Charter Members | Reinstate Members | Transfer Members | Total Member Added | Total Members Dropped | Gain/ Loss Members |
|----------------|-----------|---------------|------------------|-------------|-----------------|-------------------|------------------|--------------------|-----------------------|--------------------|
| 2019-2020 | 0 | 0 | 0 | 117 | 1 | 8 | 8 | 134 | 192 | -58 |
| 2020-2021 | 0 | 3 | -3 | 99 | 1 | 6 | 21 | 127 | 228 | -101 |
| 2021-2022 | 0 | 1 | -1 | 133 | 2 | 19 | 8 | 162 | 238 | -76 |
| 2022-2023 | 0 | 3 | -3 | 157 | 2 | 7 | 5 | 171 | 230 | -59 |
| 2023-2024 | 2 | 2 | 0 | 197 | 71 | 10 | 14 | 292 | 230 | 62 |
| Average | 0 | 2 | -1 | 141 | 15 | 10 | 11 | 177 | 224 | -46 |



Membership Composition June 2024 Cumulative



Gender Composition June 2024 Cumulative

