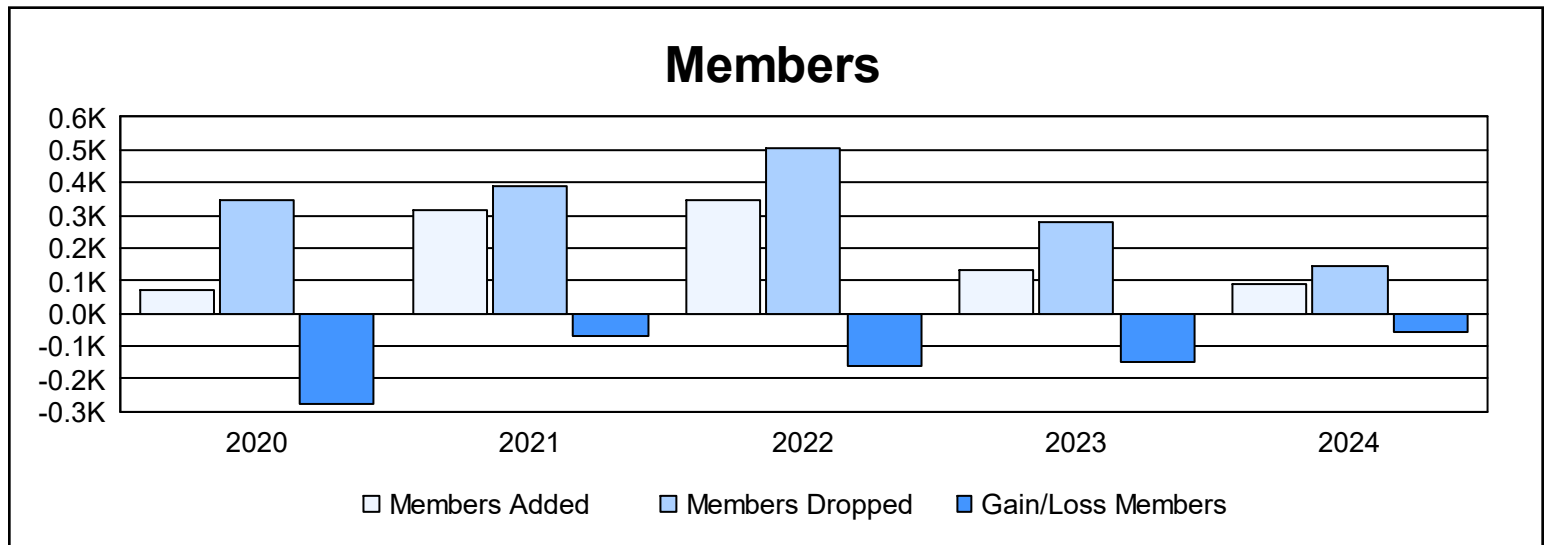
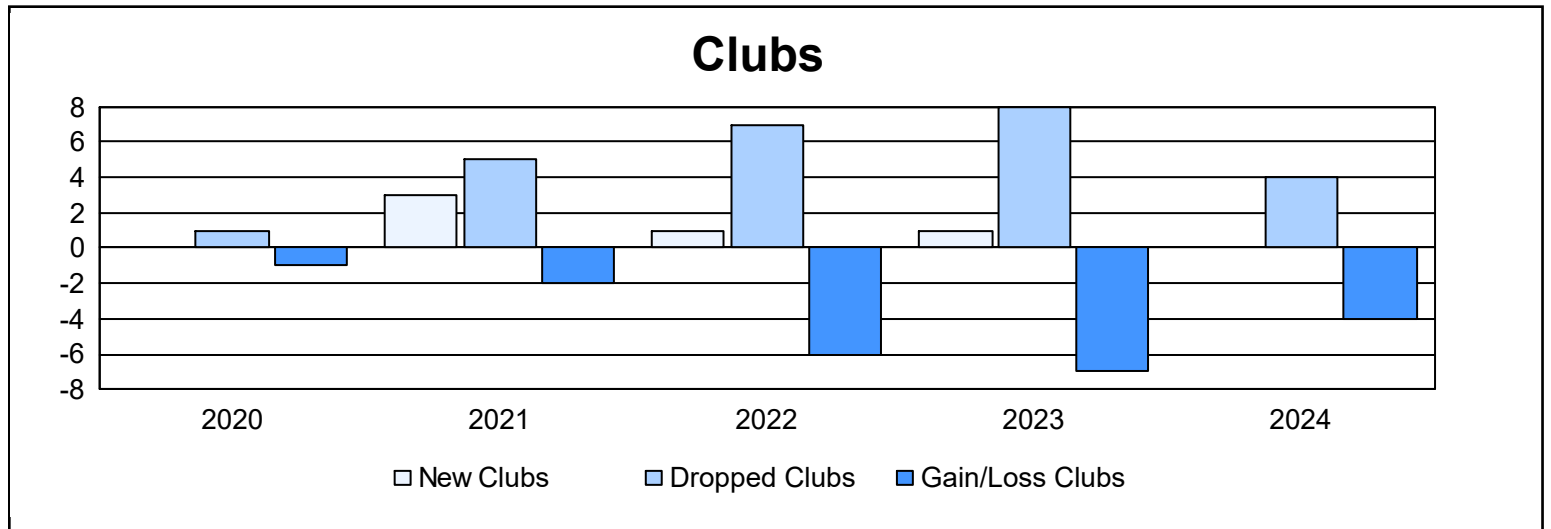
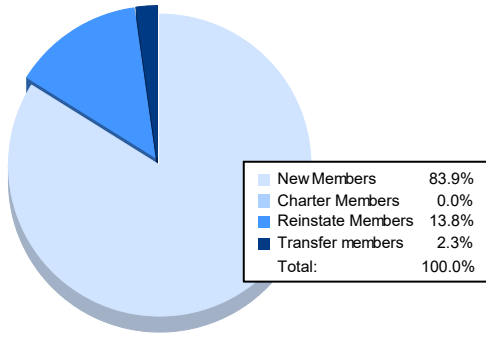


Year	New Clubs	Dropped Clubs	Gain/ Loss Clubs	New Members	Charter Members	Reinstate Members	Transfer Members	Total Member Added	Total Members Dropped	Gain/ Loss Members
2019-2020	0	1	-1	44	18	5	5	72	346	-274
2020-2021	3	5	-2	220	68	20	8	316	388	-72
2021-2022	1	7	-6	180	56	104	5	345	507	-162
2022-2023	1	8	-7	90	21	11	9	131	277	-146
2023-2024	0	4	-4	73	0	12	2	87	143	-56
<b>Average</b>	<b>1</b>	<b>5</b>	<b>-4</b>	<b>121</b>	<b>33</b>	<b>30</b>	<b>6</b>	<b>190</b>	<b>332</b>	<b>-142</b>



### Membership Composition June 2024 Cumulative



### Gender Composition June 2024 Cumulative

