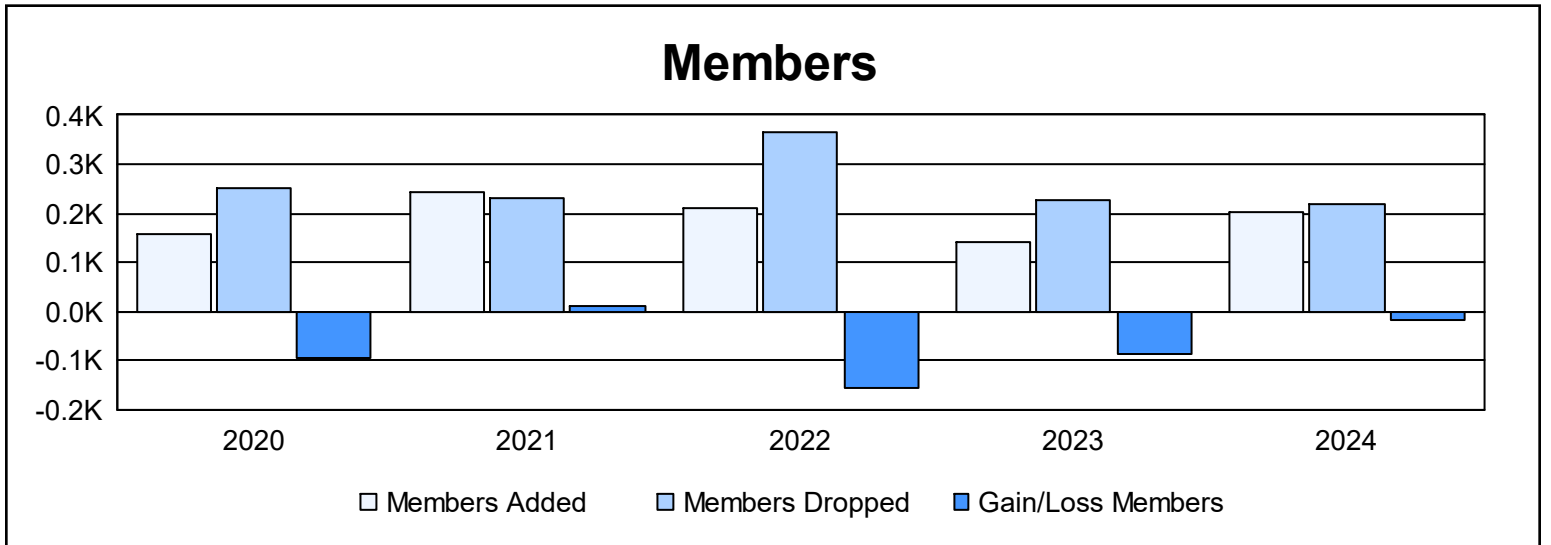
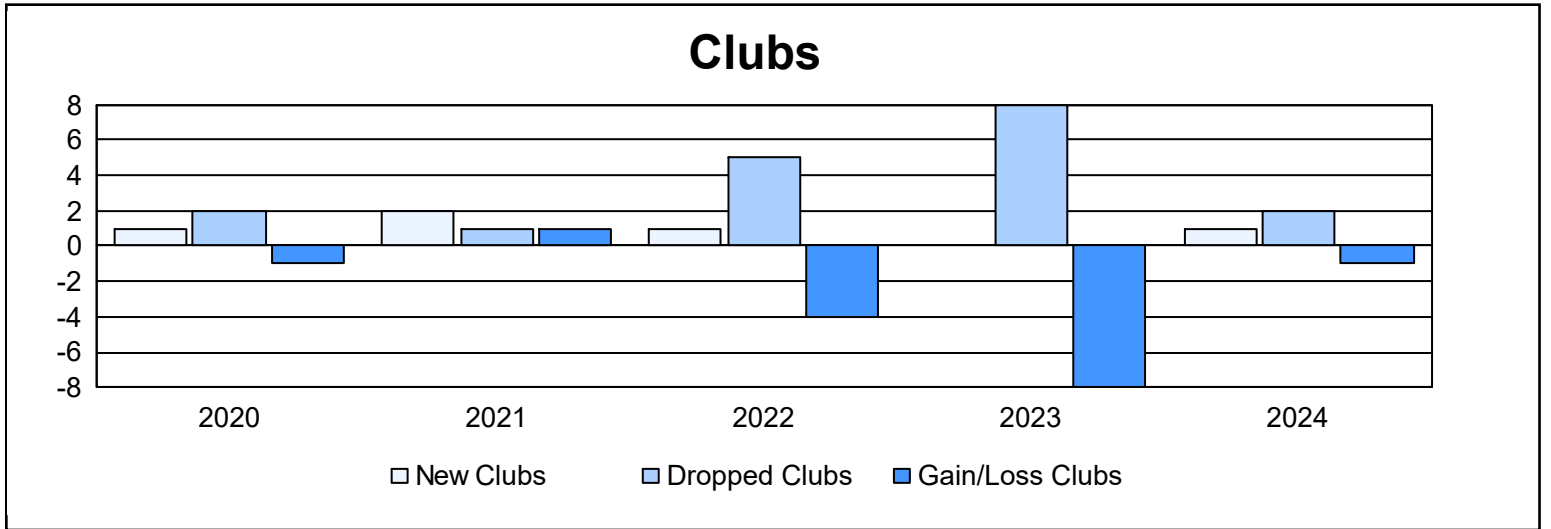
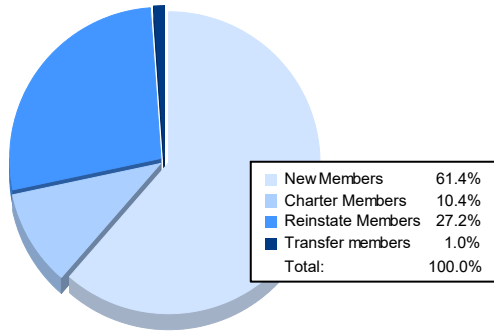


Year	New Clubs	Dropped Clubs	Gain/ Loss Clubs	New Members	Charter Members	Reinstate Members	Transfer Members	Total Member Added	Total Members Dropped	Gain/ Loss Members
2019-2020	1	2	-1	86	35	35	1	157	251	-94
2020-2021	2	1	1	165	50	22	6	243	231	12
2021-2022	1	5	-4	121	24	58	6	209	366	-157
2022-2023	0	8	-8	101	8	20	11	140	228	-88
2023-2024	1	2	-1	124	21	55	2	202	220	-18
<b>Average</b>	<b>1</b>	<b>4</b>	<b>-3</b>	<b>119</b>	<b>28</b>	<b>38</b>	<b>5</b>	<b>190</b>	<b>259</b>	<b>-69</b>



### Membership Composition June 2024 Cumulative



### Gender Composition June 2024 Cumulative

