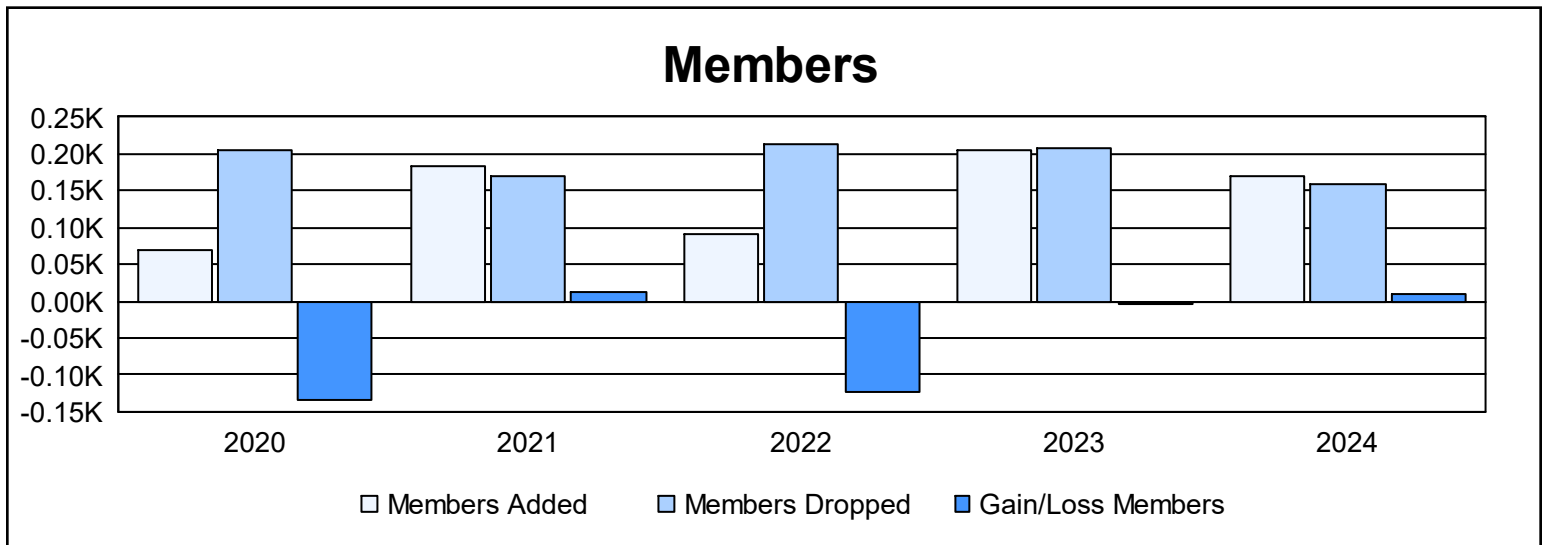
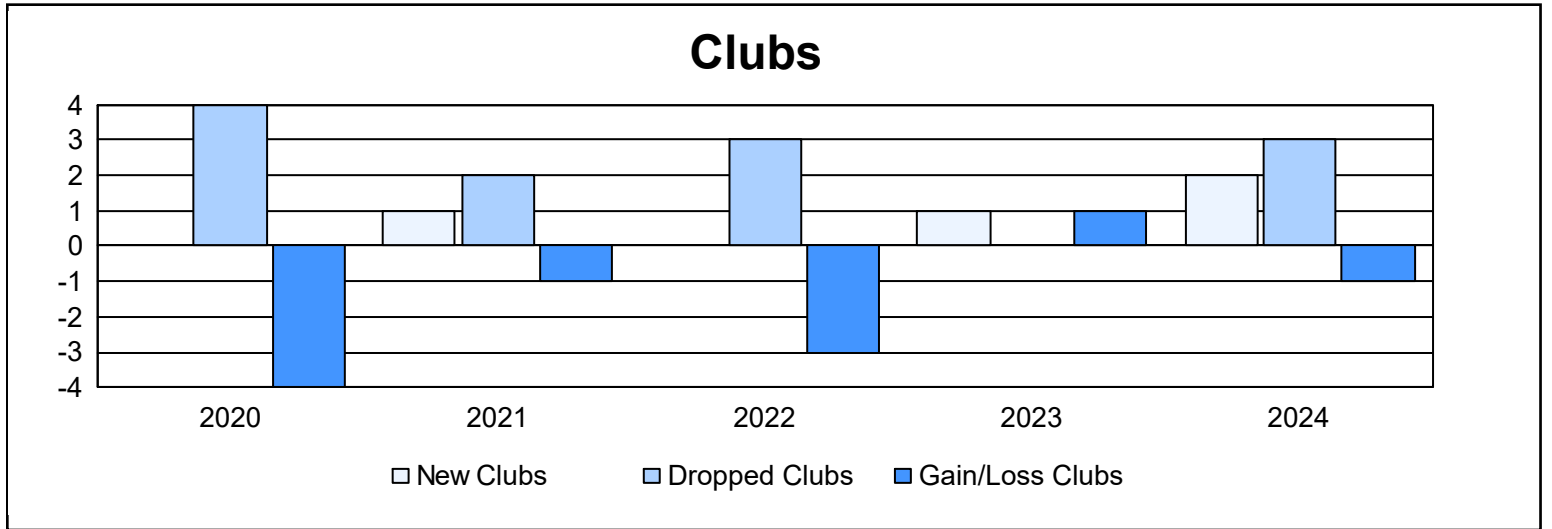
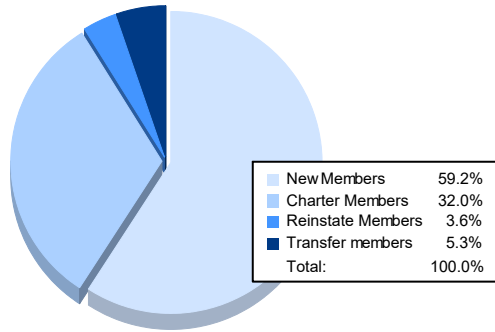


Year	New Clubs	Dropped Clubs	Gain/ Loss Clubs	New Members	Charter Members	Reinstate Members	Transfer Members	Total Member Added	Total Members Dropped	Gain/ Loss Members
2019-2020	0	4	-4	58	2	3	6	69	204	-135
2020-2021	1	2	-1	147	20	6	11	184	171	13
2021-2022	0	3	-3	64	5	18	3	90	212	-122
2022-2023	1	0	1	129	22	13	42	206	209	-3
2023-2024	2	3	-1	100	54	6	9	169	159	10
<b>Average</b>	<b>1</b>	<b>2</b>	<b>-2</b>	<b>100</b>	<b>21</b>	<b>9</b>	<b>14</b>	<b>144</b>	<b>191</b>	<b>-47</b>



### Membership Composition June 2024 Cumulative



### Gender Composition June 2024 Cumulative

