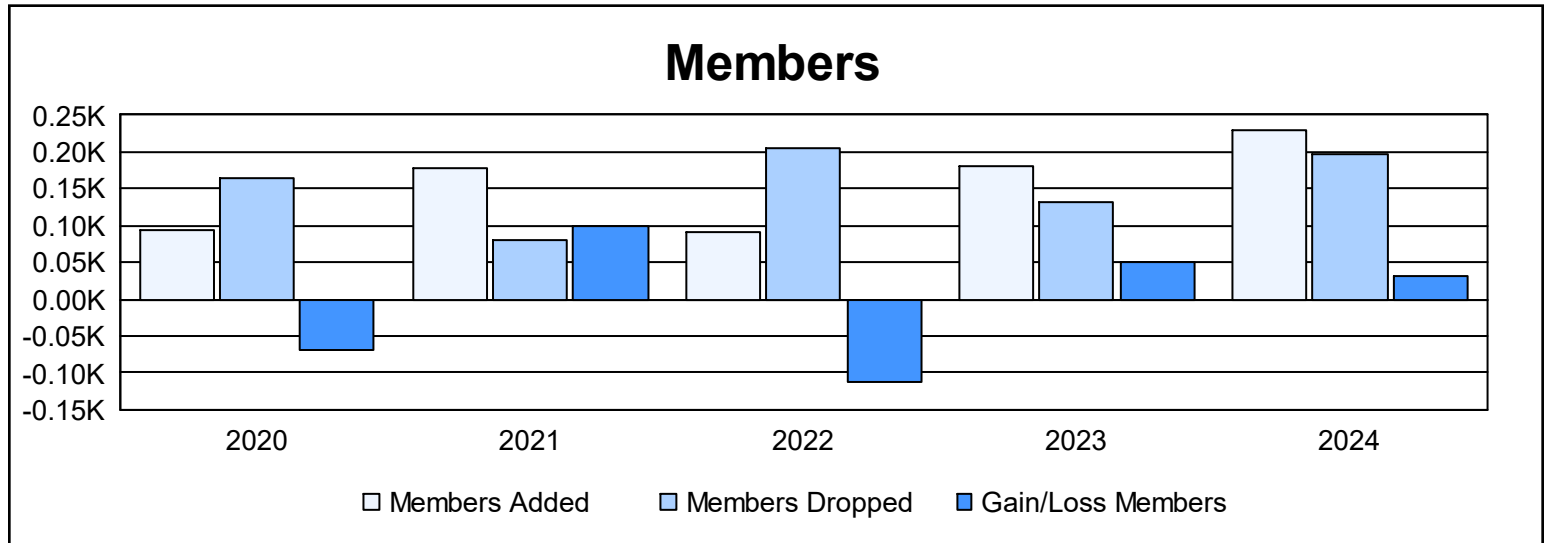
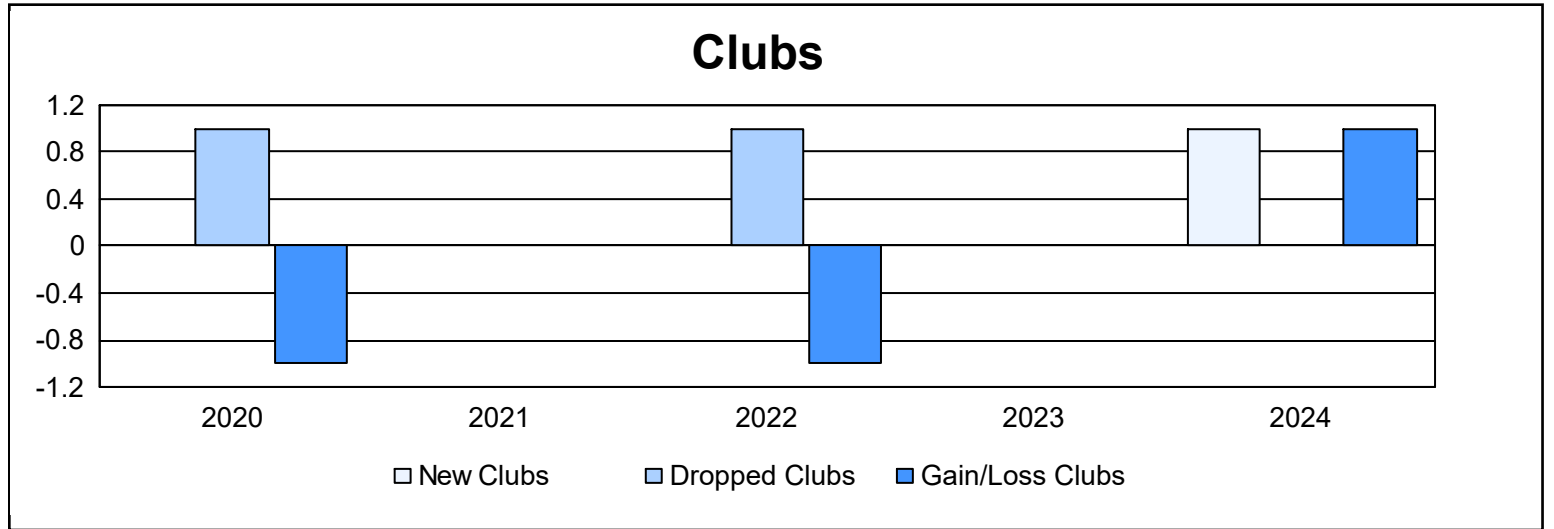
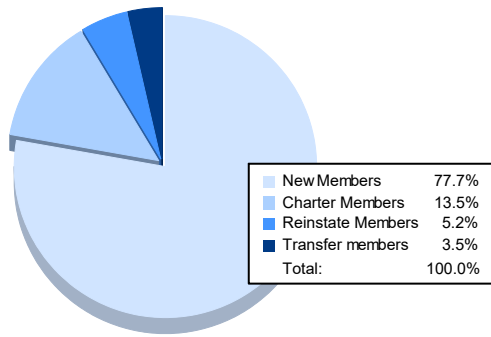


| Year | New Clubs | Dropped Clubs | Gain/ Loss Clubs | New Members | Charter Members | Reinstate Members | Transfer Members | Total Member Added | Total Members Dropped | Gain/ Loss Members |
|----------------|-----------|---------------|------------------|-------------|-----------------|-------------------|------------------|--------------------|-----------------------|--------------------|
| 2019-2020 | 0 | 1 | -1 | 87 | 2 | 4 | 2 | 95 | 164 | -69 |
| 2020-2021 | 0 | 0 | 0 | 175 | 0 | 2 | 1 | 178 | 79 | 99 |
| 2021-2022 | 0 | 1 | -1 | 84 | 0 | 5 | 2 | 91 | 204 | -113 |
| 2022-2023 | 0 | 0 | 0 | 155 | 3 | 22 | 1 | 181 | 131 | 50 |
| 2023-2024 | 1 | 0 | 1 | 178 | 31 | 12 | 8 | 229 | 198 | 31 |
| Average | 0 | 0 | 0 | 136 | 7 | 9 | 3 | 155 | 155 | 0 |



Membership Composition June 2024 Cumulative



Gender Composition June 2024 Cumulative

