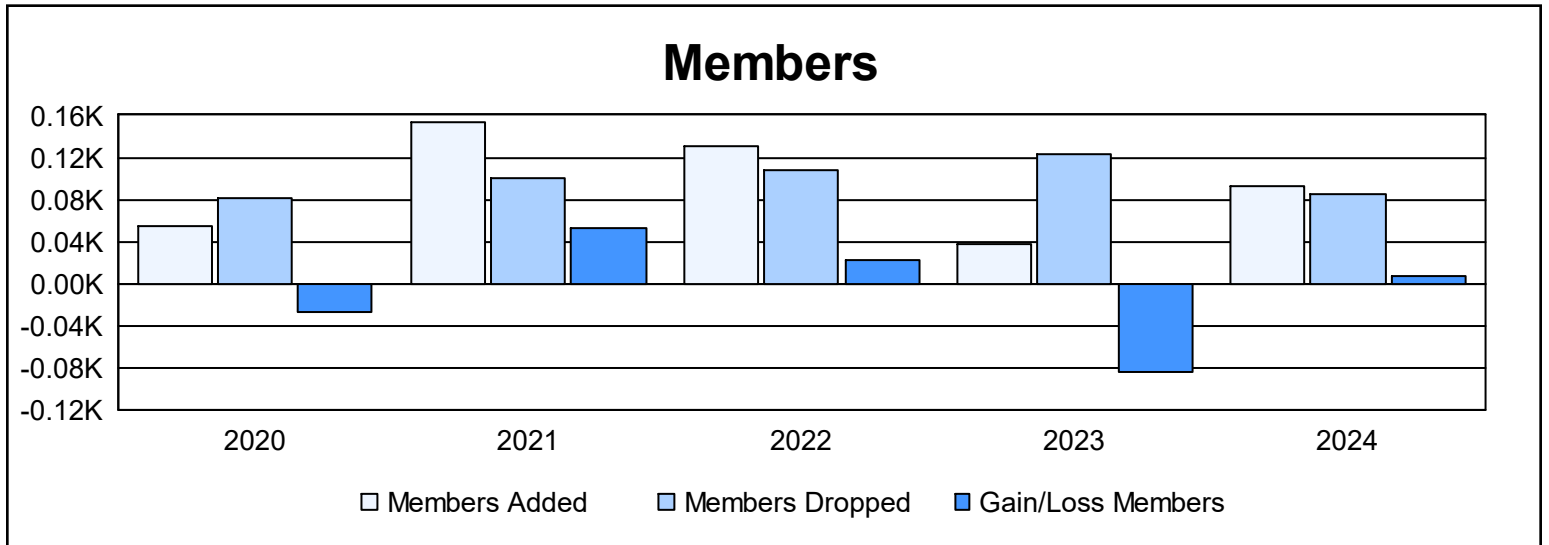
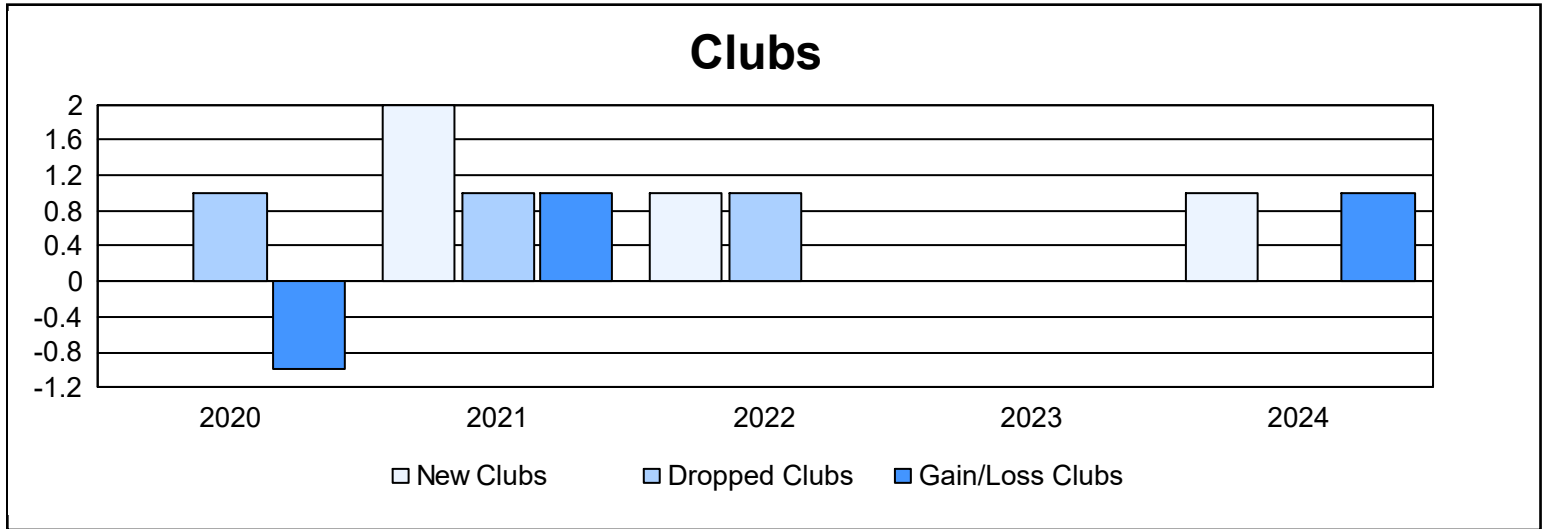
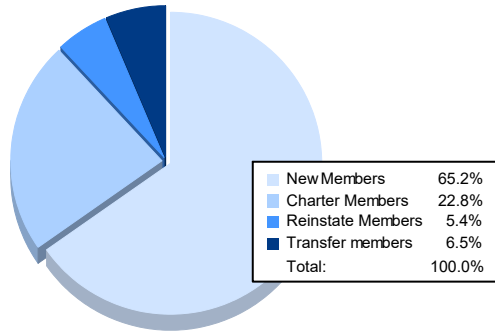


Year	New Clubs	Dropped Clubs	Gain/ Loss Clubs	New Members	Charter Members	Reinstate Members	Transfer Members	Total Member Added	Total Members Dropped	Gain/ Loss Members
2019-2020	0	1	-1	43	0	2	9	54	81	-27
2020-2021	2	1	1	105	46	0	2	153	100	53
2021-2022	1	1	0	88	32	6	5	131	108	23
2022-2023	0	0	0	24	1	6	6	37	122	-85
2023-2024	1	0	1	60	21	5	6	92	85	7
<b>Average</b>	<b>1</b>	<b>1</b>	<b>0</b>	<b>64</b>	<b>20</b>	<b>4</b>	<b>6</b>	<b>93</b>	<b>99</b>	<b>-6</b>



### Membership Composition June 2024 Cumulative



### Gender Composition June 2024 Cumulative

