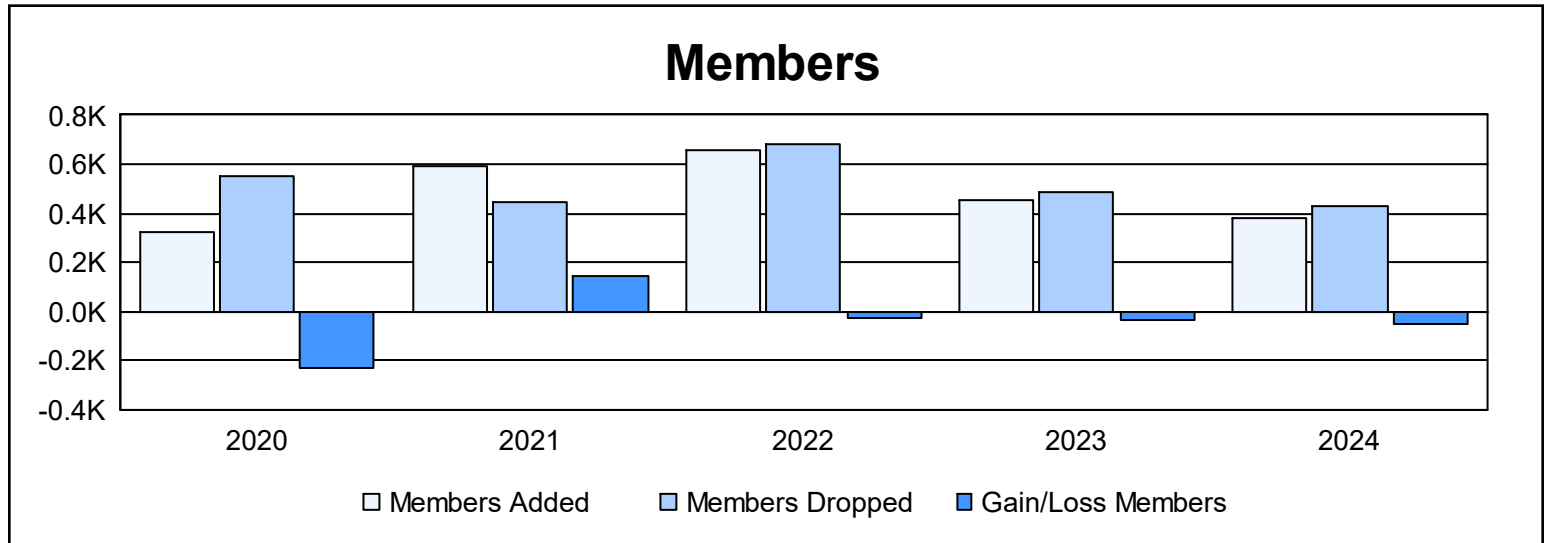
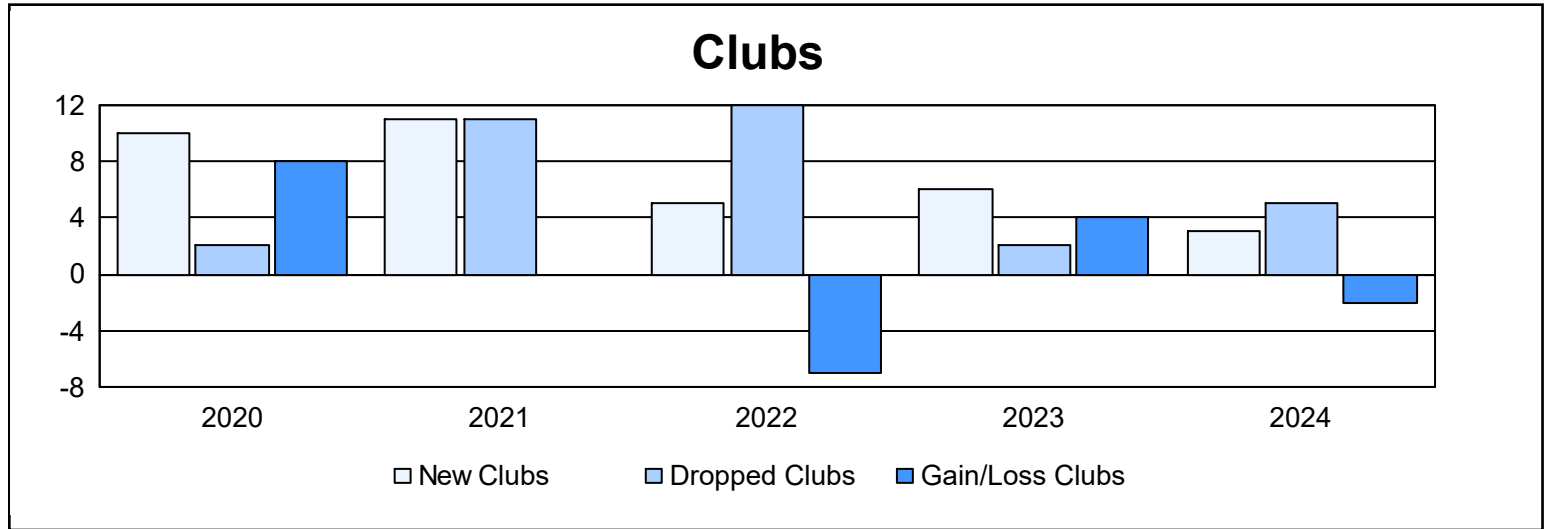
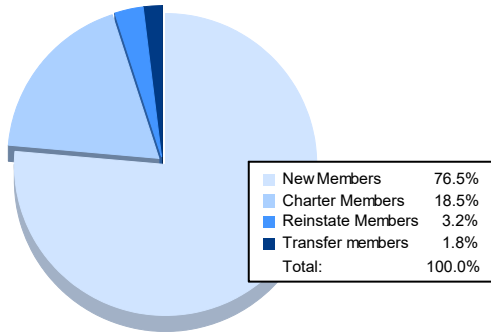


| Year | New Clubs | Dropped Clubs | Gain/ Loss Clubs | New Members | Charter Members | Reinstate Members | Transfer Members | Total Member Added | Total Members Dropped | Gain/ Loss Members |
|----------------|-----------|---------------|------------------|-------------|-----------------|-------------------|------------------|--------------------|-----------------------|--------------------|
| 2019-2020 | 10 | 2 | 8 | 89 | 197 | 39 | 0 | 325 | 554 | -229 |
| 2020-2021 | 11 | 11 | 0 | 327 | 240 | 15 | 12 | 594 | 449 | 145 |
| 2021-2022 | 5 | 12 | -7 | 415 | 160 | 75 | 10 | 660 | 685 | -25 |
| 2022-2023 | 6 | 2 | 4 | 249 | 184 | 14 | 7 | 454 | 490 | -36 |
| 2023-2024 | 3 | 5 | -2 | 290 | 70 | 12 | 7 | 379 | 429 | -50 |
| Average | 7 | 6 | 1 | 274 | 170 | 31 | 7 | 482 | 521 | -39 |



Membership Composition June 2024 Cumulative



Gender Composition June 2024 Cumulative

