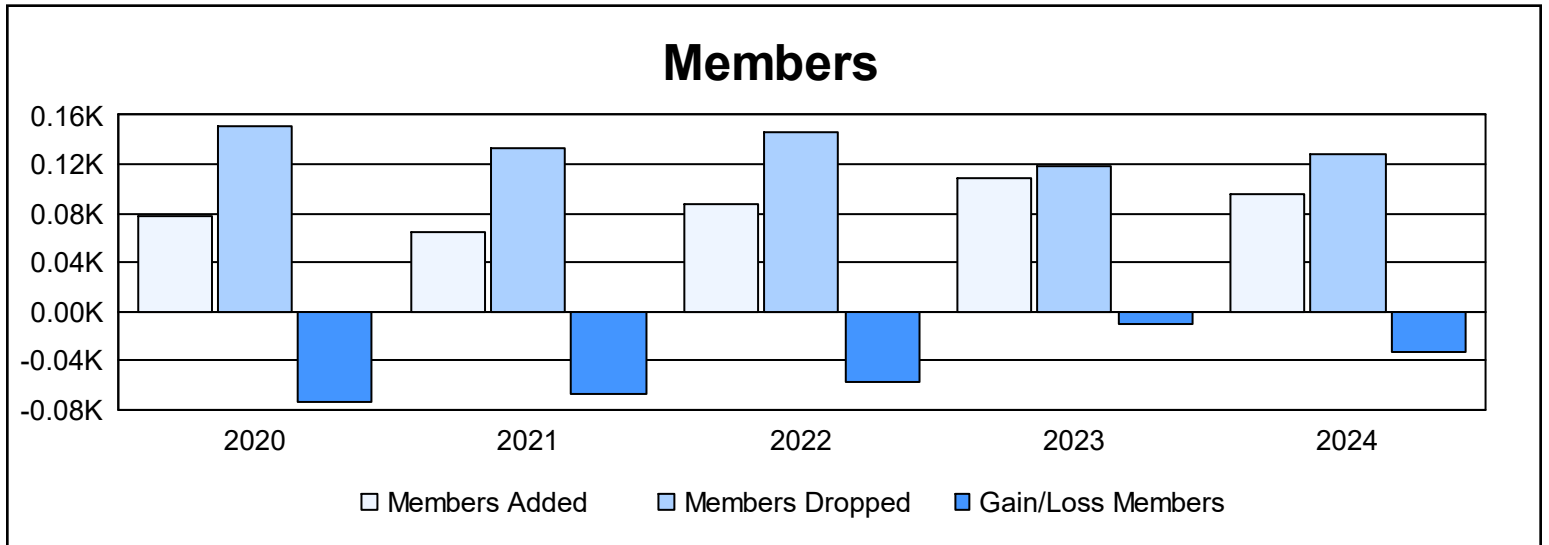
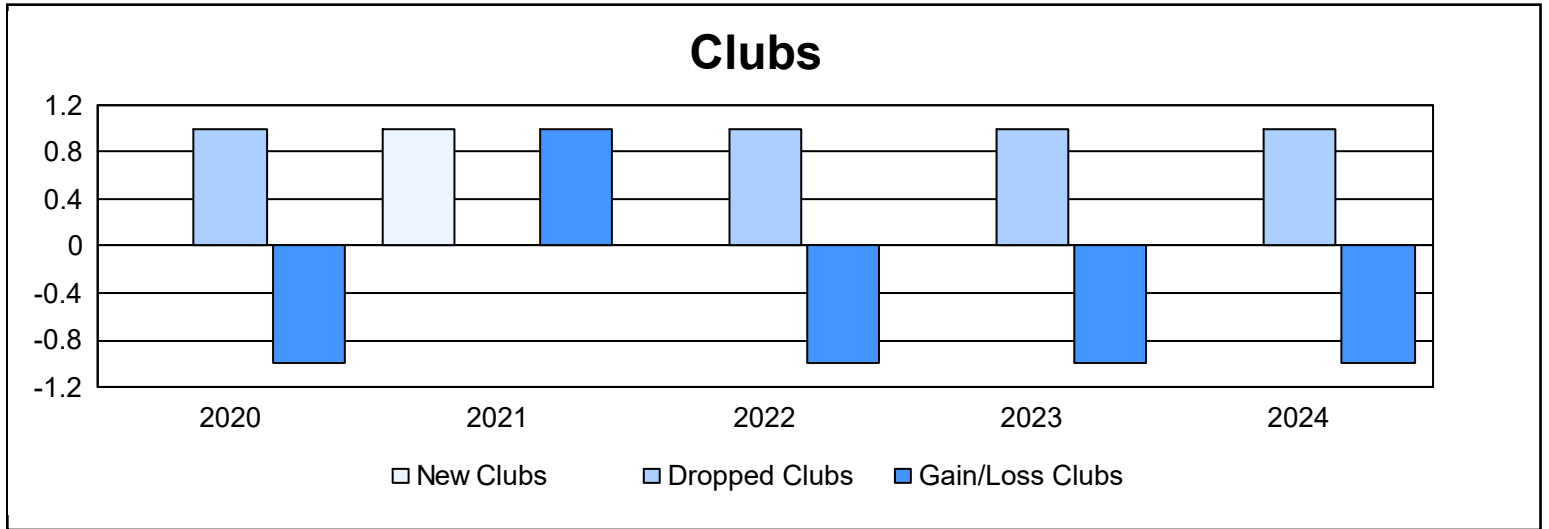
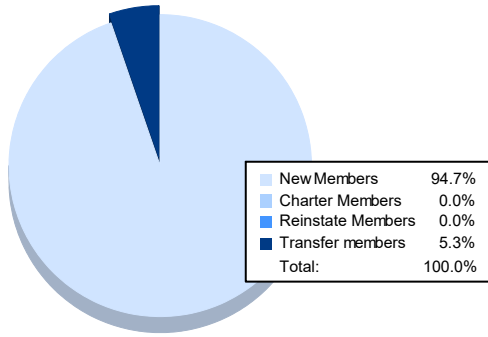


Year	New Clubs	Dropped Clubs	Gain/ Loss Clubs	New Members	Charter Members	Reinstate Members	Transfer Members	Total Member Added	Total Members Dropped	Gain/ Loss Members
2019-2020	0	1	-1	61	0	5	11	77	151	-74
2020-2021	1	0	1	39	21	3	2	65	133	-68
2021-2022	0	1	-1	74	0	5	9	88	146	-58
2022-2023	0	1	-1	94	0	6	8	108	118	-10
2023-2024	0	1	-1	90	0	0	5	95	128	-33
<b>Average</b>	<b>0</b>	<b>1</b>	<b>-1</b>	<b>72</b>	<b>4</b>	<b>4</b>	<b>7</b>	<b>87</b>	<b>135</b>	<b>-49</b>



### Membership Composition June 2024 Cumulative



### Gender Composition June 2024 Cumulative

