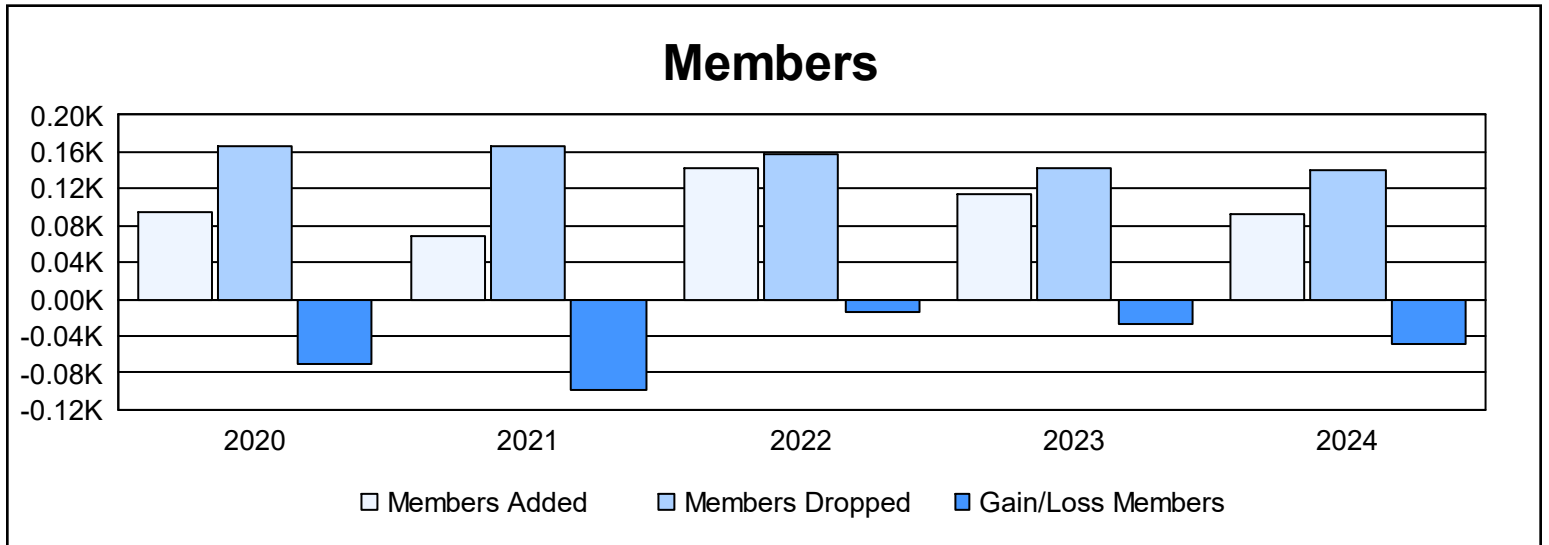
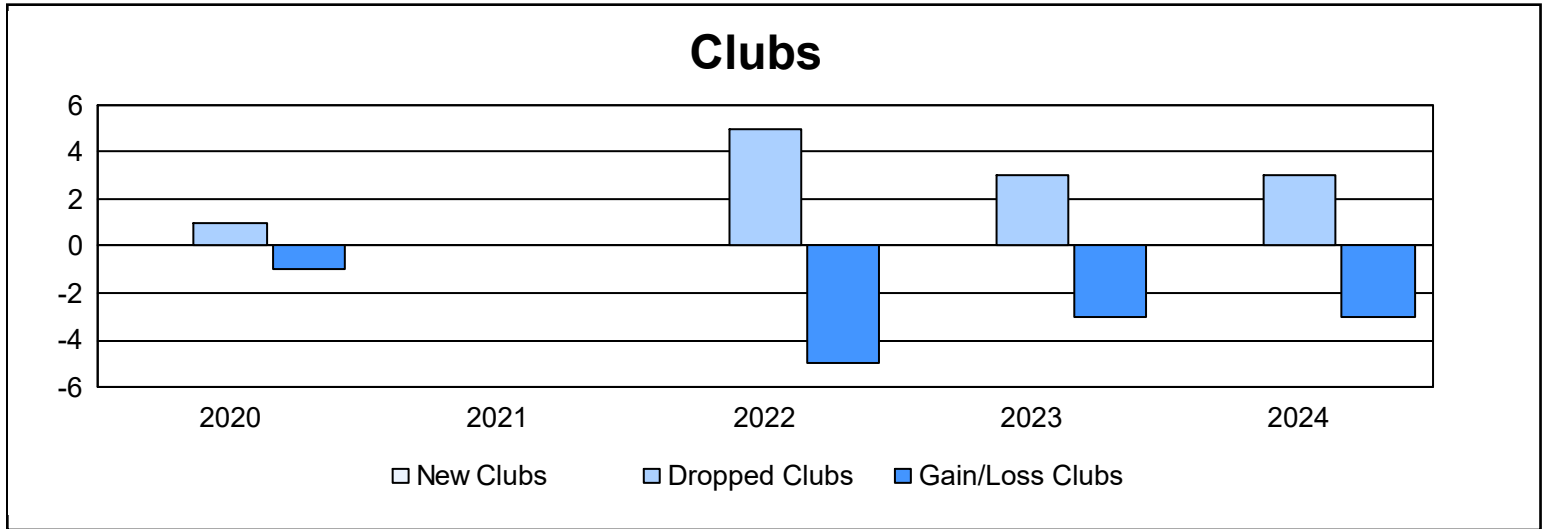
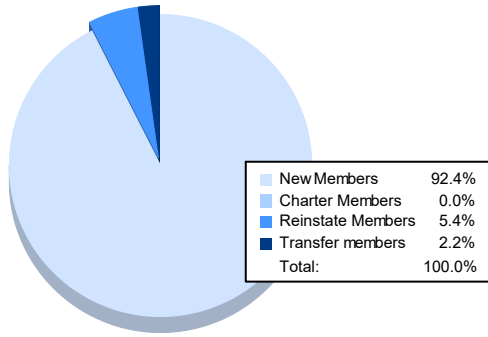


Year	New Clubs	Dropped Clubs	Gain/ Loss Clubs	New Members	Charter Members	Reinstate Members	Transfer Members	Total Member Added	Total Members Dropped	Gain/ Loss Members
2019-2020	0	1	-1	82	1	6	6	95	166	-71
2020-2021	0	0	0	48	1	3	16	68	166	-98
2021-2022	0	5	-5	120	1	4	18	143	158	-15
2022-2023	0	3	-3	87	0	3	24	114	142	-28
2023-2024	0	3	-3	85	0	5	2	92	140	-48
<b>Average</b>	<b>0</b>	<b>2</b>	<b>-2</b>	<b>84</b>	<b>1</b>	<b>4</b>	<b>13</b>	<b>102</b>	<b>154</b>	<b>-52</b>



### Membership Composition June 2024 Cumulative



### Gender Composition June 2024 Cumulative

