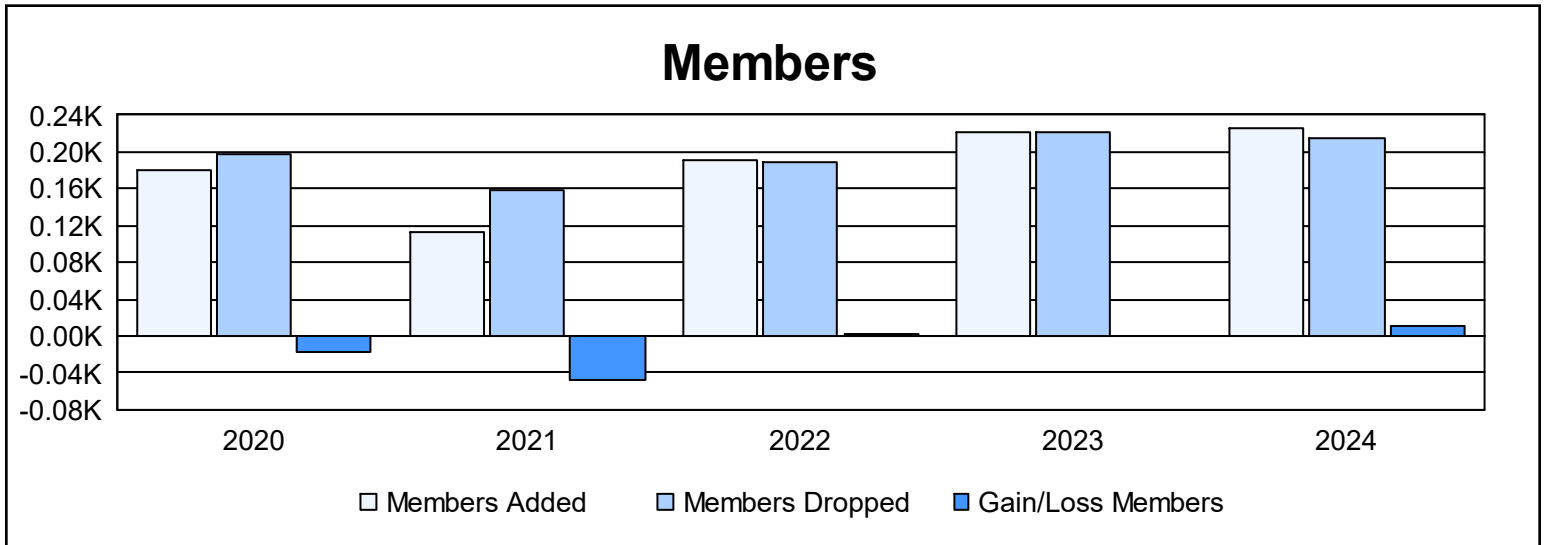
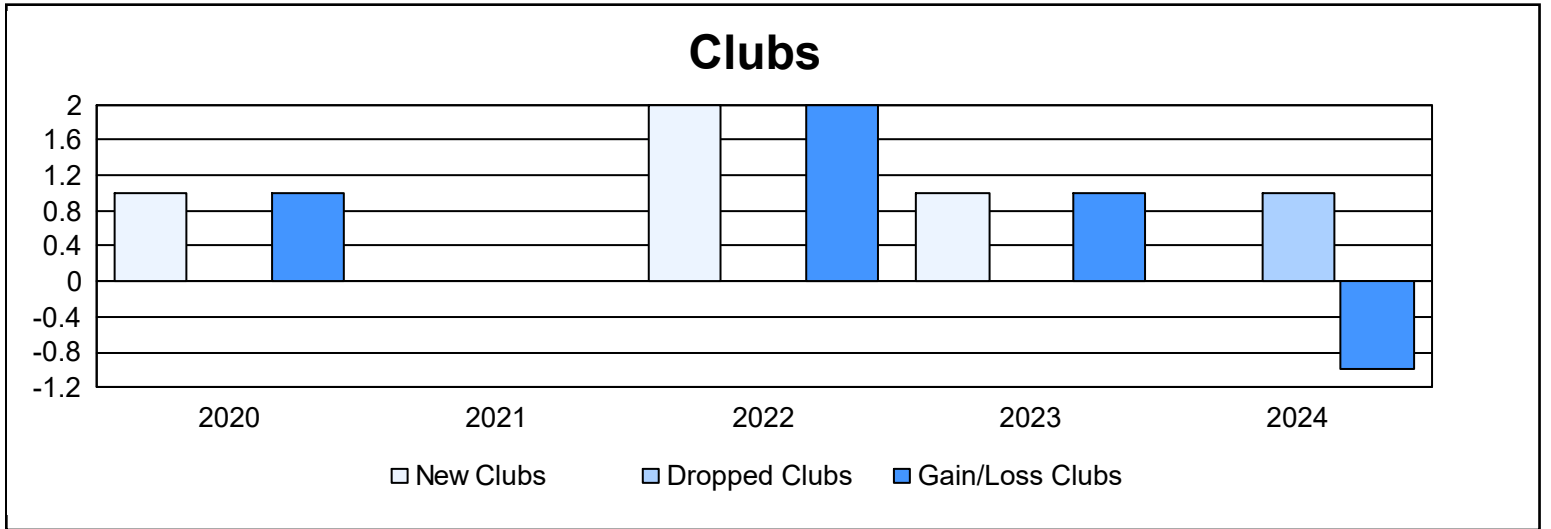
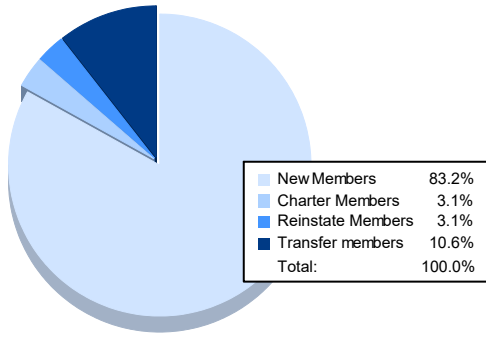


Year	New Clubs	Dropped Clubs	Gain/ Loss Clubs	New Members	Charter Members	Reinstate Members	Transfer Members	Total Member Added	Total Members Dropped	Gain/ Loss Members
2019-2020	1	0	1	144	26	4	6	180	197	-17
2020-2021	0	0	0	99	0	1	12	112	159	-47
2021-2022	2	0	2	136	40	3	12	191	189	2
2022-2023	1	0	1	180	29	6	7	222	222	0
2023-2024	0	1	-1	188	7	7	24	226	216	10
<b>Average</b>	<b>1</b>	<b>0</b>	<b>1</b>	<b>149</b>	<b>20</b>	<b>4</b>	<b>12</b>	<b>186</b>	<b>197</b>	<b>-10</b>



### Membership Composition June 2024 Cumulative



### Gender Composition June 2024 Cumulative

