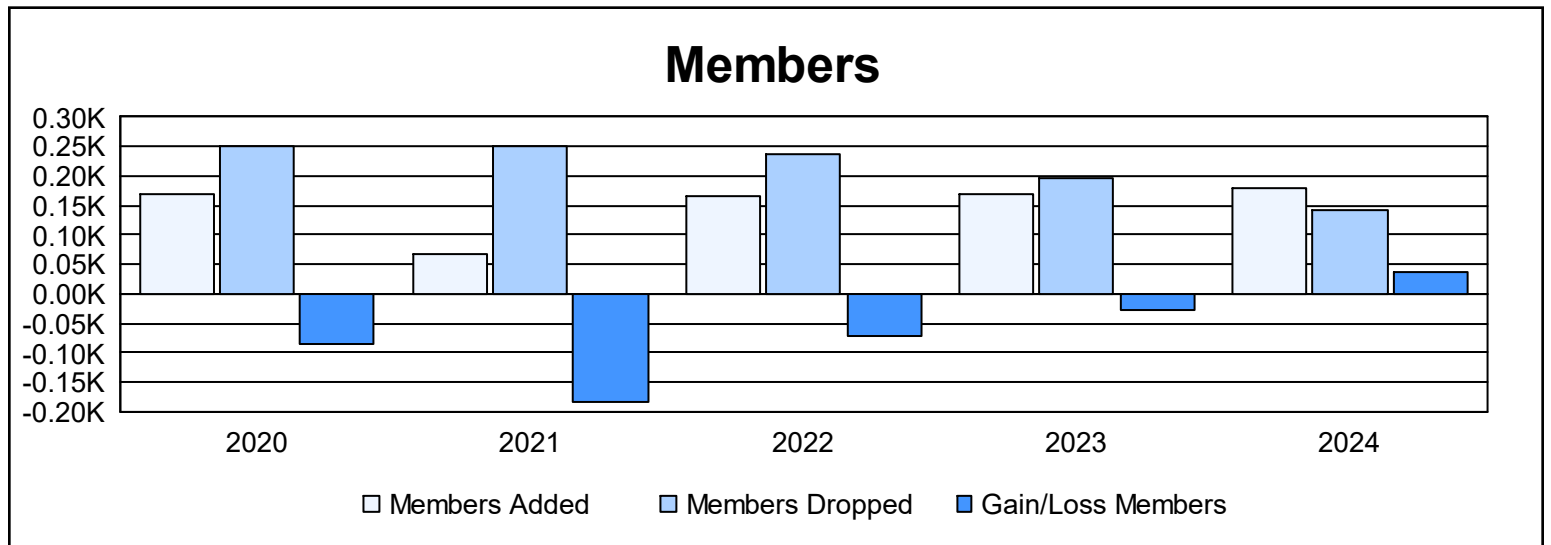
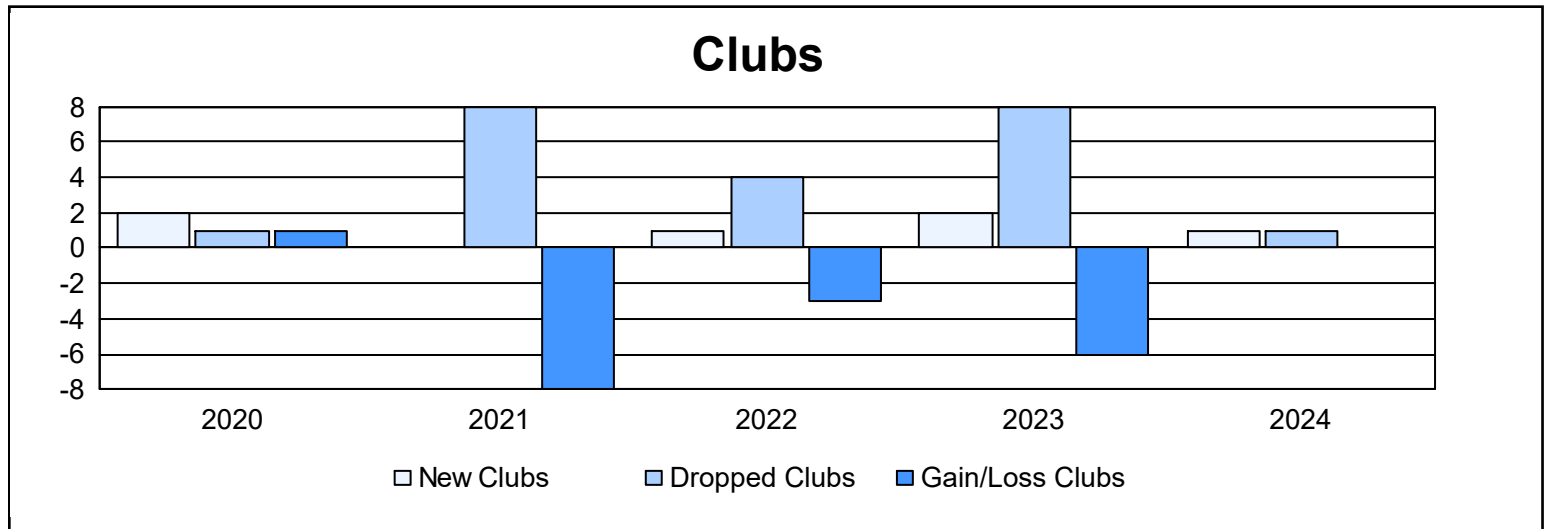
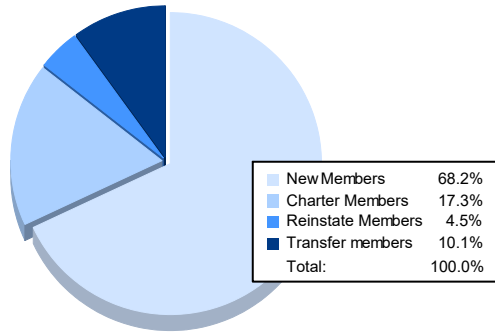


Year	New Clubs	Dropped Clubs	Gain/Loss Clubs	New Members	Charter Members	Reinstate Members	Transfer Members	Total Member Added	Total Members Dropped	Gain/Loss Members
2019-2020	2	1	1	53	85	25	5	168	252	-84
2020-2021	0	8	-8	40	23	2	3	68	252	-184
2021-2022	1	4	-3	86	68	1	11	166	238	-72
2022-2023	2	8	-6	96	43	16	14	169	196	-27
2023-2024	1	1	0	122	31	8	18	179	141	38
<b>Average</b>	<b>1</b>	<b>4</b>	<b>-3</b>	<b>79</b>	<b>50</b>	<b>10</b>	<b>10</b>	<b>150</b>	<b>216</b>	<b>-66</b>



### Membership Composition June 2024 Cumulative



### Gender Composition June 2024 Cumulative

