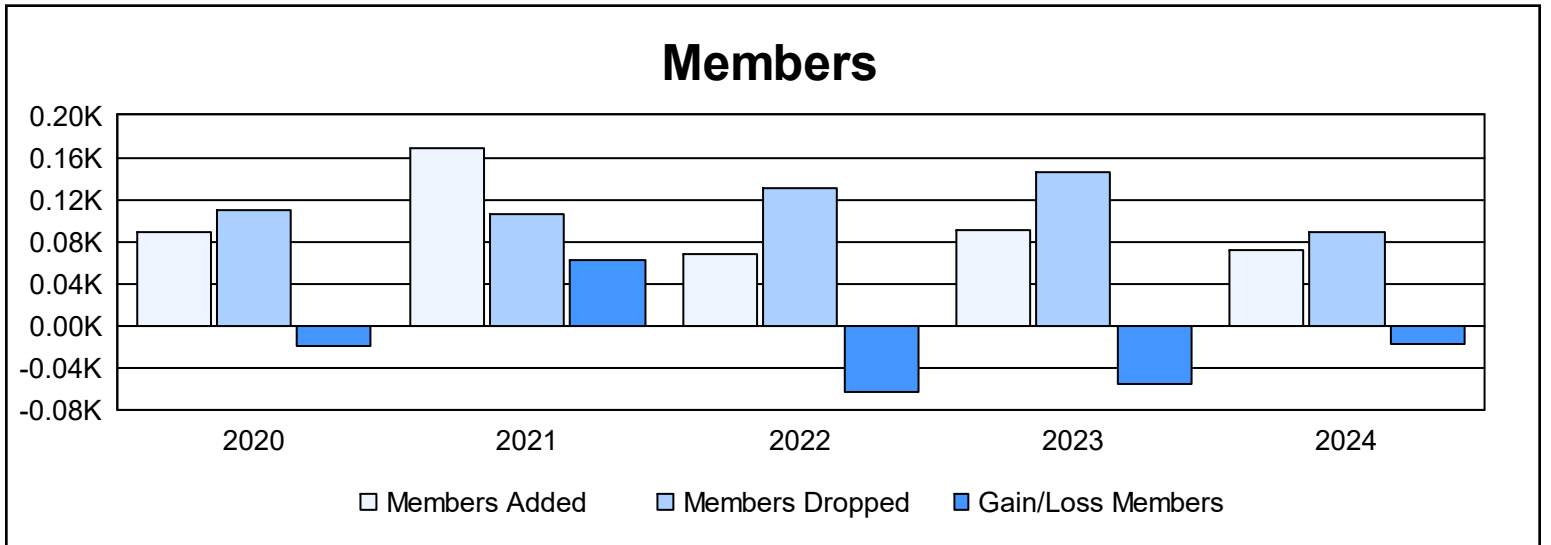
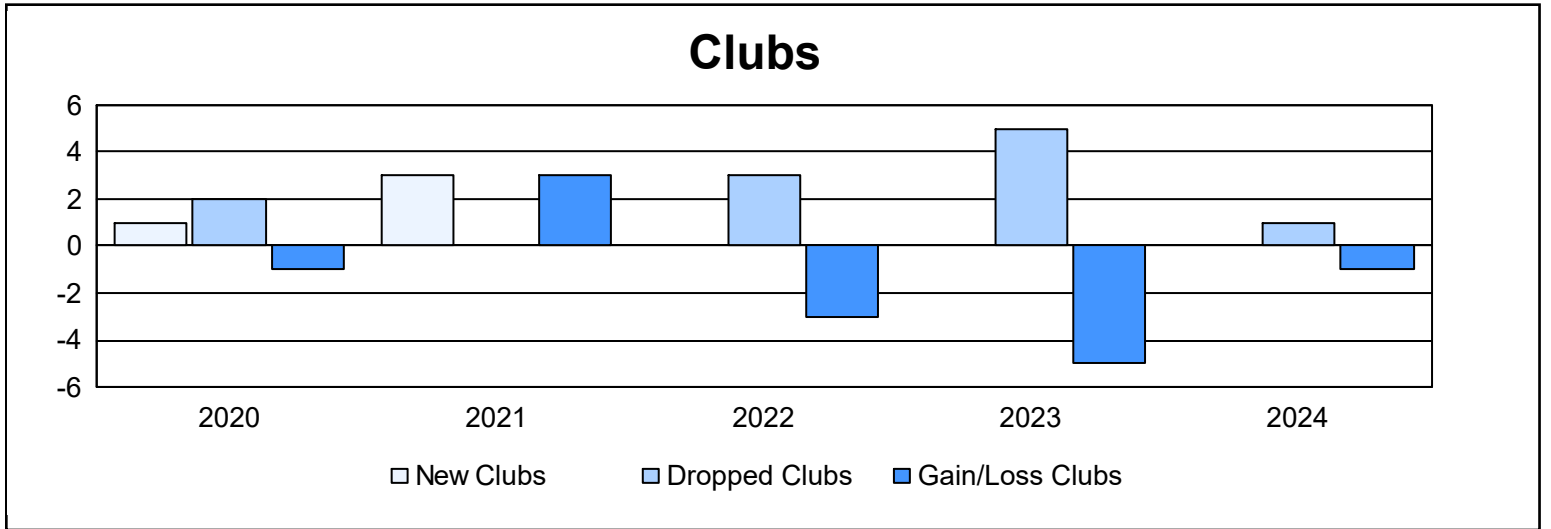
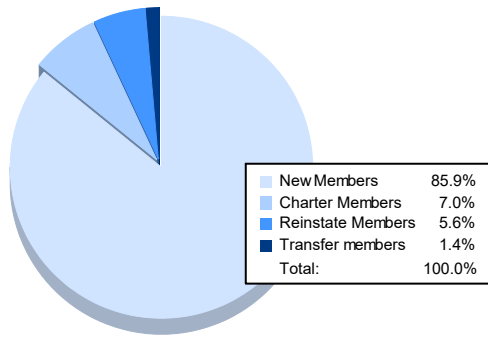


Year	New Clubs	Dropped Clubs	Gain/ Loss Clubs	New Members	Charter Members	Reinstate Members	Transfer Members	Total Member Added	Total Members Dropped	Gain/ Loss Members
2019-2020	1	2	-1	61	21	3	4	89	109	-20
2020-2021	3	0	3	88	63	0	17	168	106	62
2021-2022	0	3	-3	62	0	2	3	67	130	-63
2022-2023	0	5	-5	57	8	24	2	91	146	-55
2023-2024	0	1	-1	61	5	4	1	71	89	-18
<b>Average</b>	<b>1</b>	<b>2</b>	<b>-1</b>	<b>66</b>	<b>19</b>	<b>7</b>	<b>5</b>	<b>97</b>	<b>116</b>	<b>-19</b>



### Membership Composition June 2024 Cumulative



### Gender Composition June 2024 Cumulative

