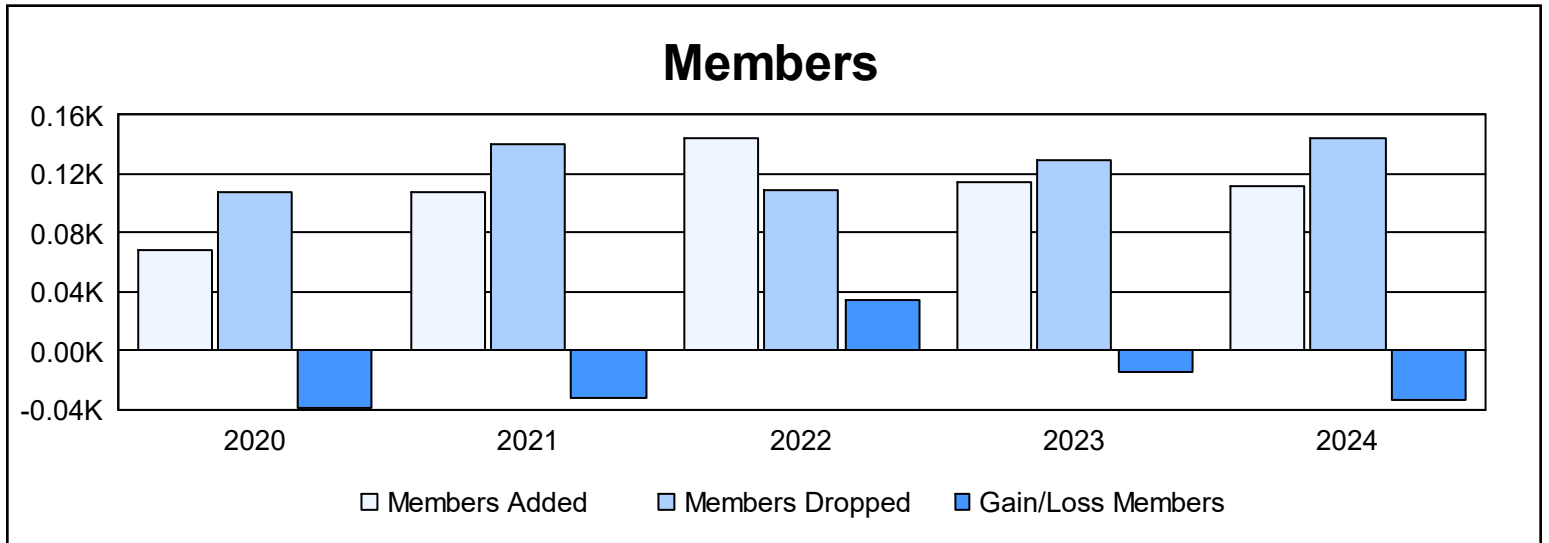
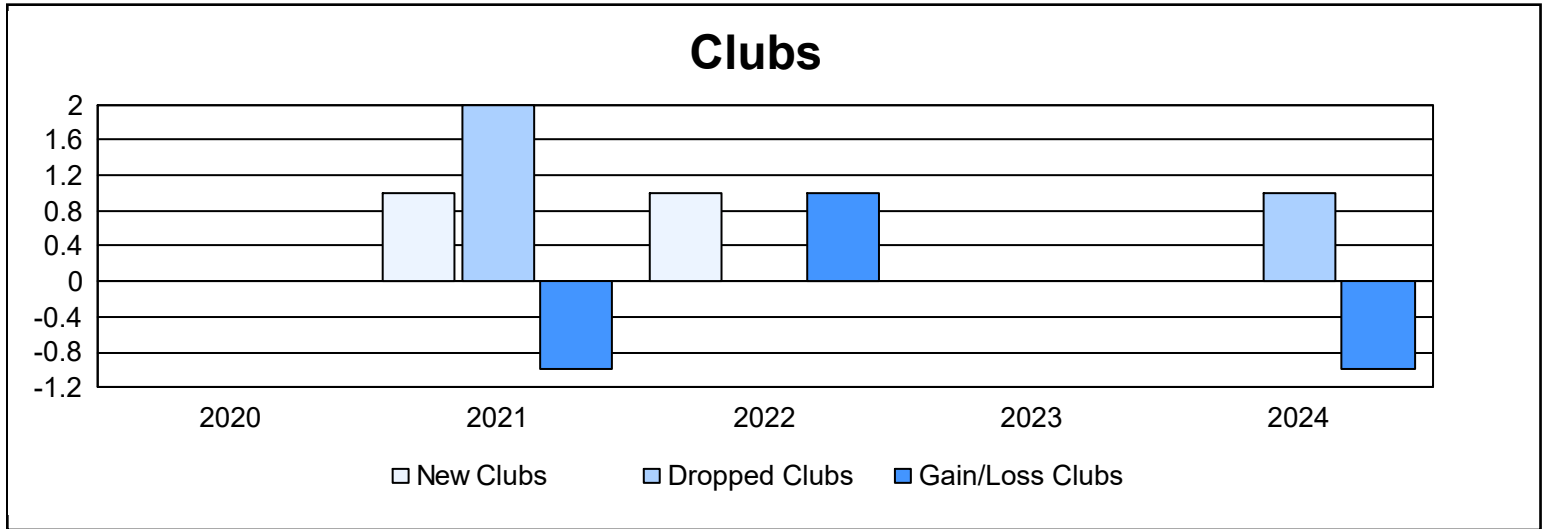
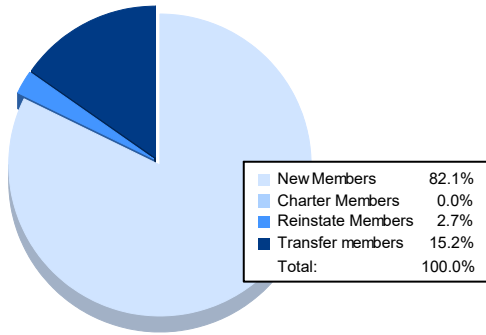


| Year | New Clubs | Dropped Clubs | Gain/ Loss Clubs | New Members | Charter Members | Reinstate Members | Transfer Members | Total Member Added | Total Members Dropped | Gain/ Loss Members |
|----------------|-----------|---------------|------------------|-------------|-----------------|-------------------|------------------|--------------------|-----------------------|--------------------|
| 2019-2020 | 0 | 0 | 0 | 55 | 2 | 5 | 7 | 69 | 108 | -39 |
| 2020-2021 | 1 | 2 | -1 | 59 | 40 | 5 | 4 | 108 | 140 | -32 |
| 2021-2022 | 1 | 0 | 1 | 110 | 27 | 2 | 5 | 144 | 109 | 35 |
| 2022-2023 | 0 | 0 | 0 | 106 | 2 | 2 | 5 | 115 | 130 | -15 |
| 2023-2024 | 0 | 1 | -1 | 92 | 0 | 3 | 17 | 112 | 145 | -33 |
| Average | 0 | 1 | 0 | 84 | 14 | 3 | 8 | 110 | 126 | -17 |



Membership Composition June 2024 Cumulative



Gender Composition June 2024 Cumulative

