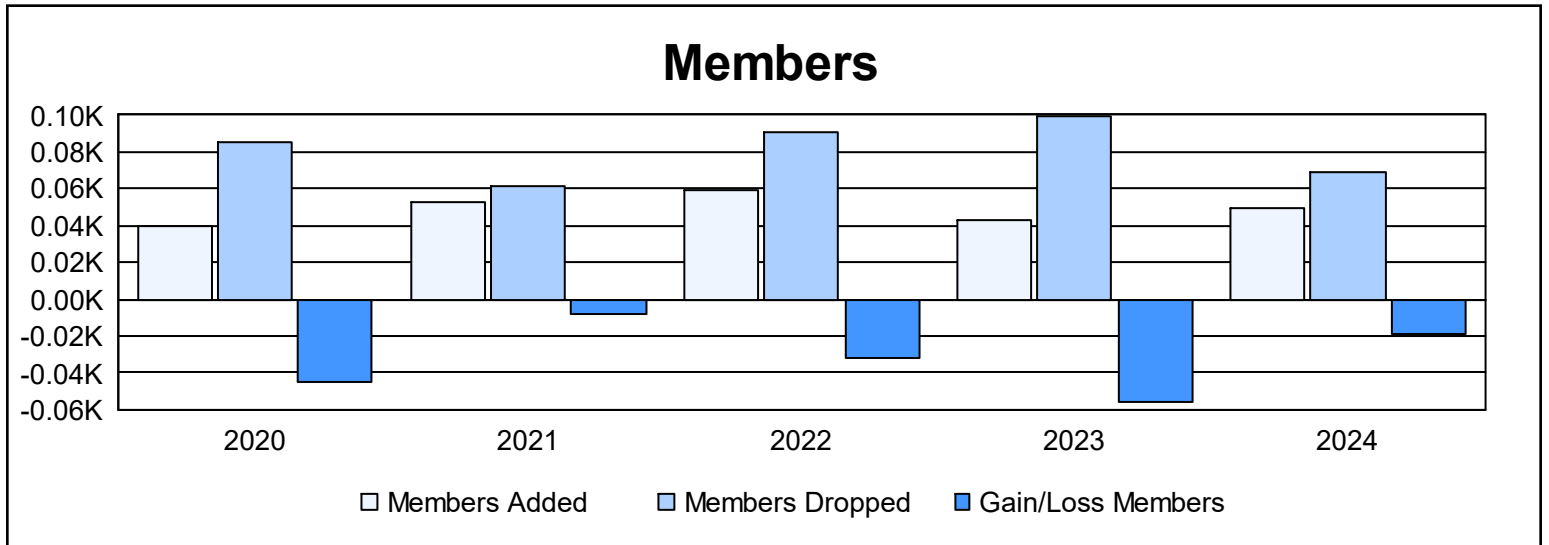
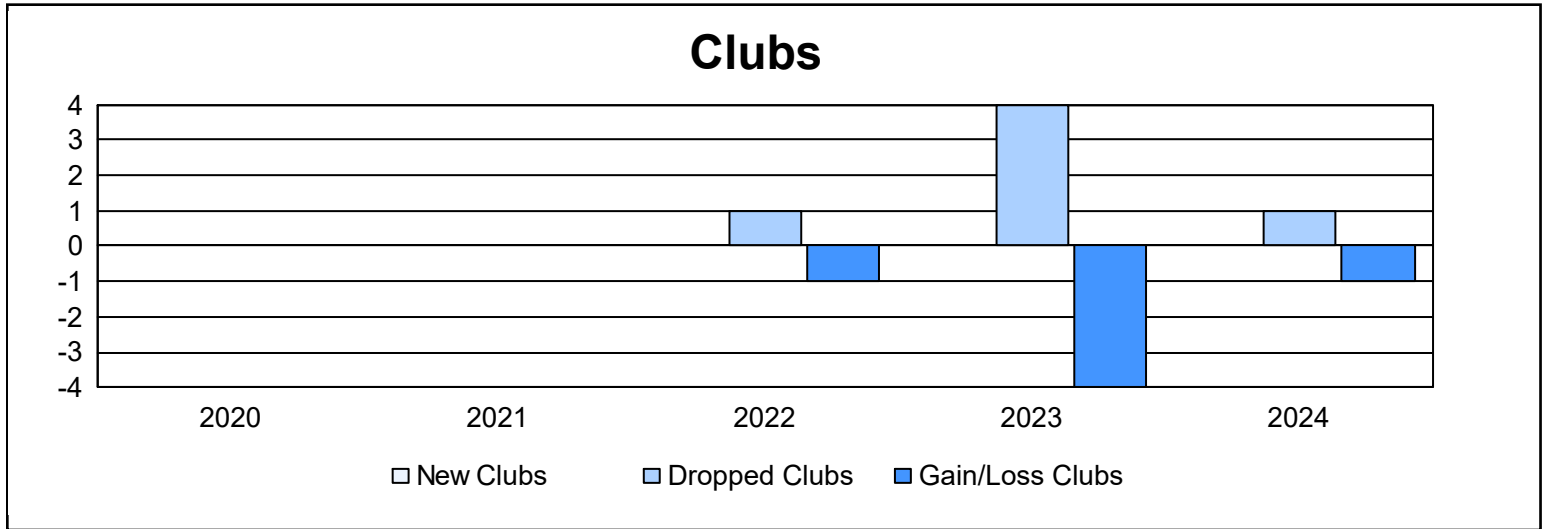
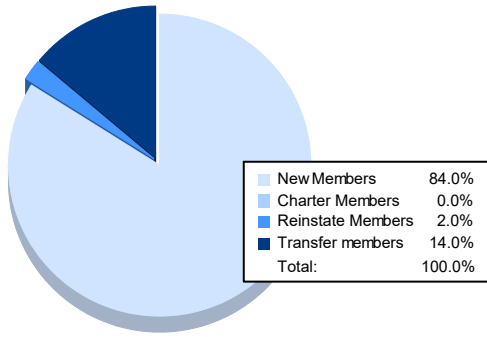


| Year | New Clubs | Dropped Clubs | Gain/ Loss Clubs | New Members | Charter Members | Reinstate Members | Transfer Members | Total Member Added | Total Members Dropped | Gain/ Loss Members |
|----------------|-----------|---------------|------------------|-------------|-----------------|-------------------|------------------|--------------------|-----------------------|--------------------|
| 2019-2020 | 0 | 0 | 0 | 39 | 0 | 1 | 0 | 40 | 85 | -45 |
| 2020-2021 | 0 | 0 | 0 | 51 | 0 | 1 | 1 | 53 | 61 | -8 |
| 2021-2022 | 0 | 1 | -1 | 52 | 0 | 2 | 5 | 59 | 91 | -32 |
| 2022-2023 | 0 | 4 | -4 | 33 | 5 | 0 | 5 | 43 | 99 | -56 |
| 2023-2024 | 0 | 1 | -1 | 42 | 0 | 1 | 7 | 50 | 69 | -19 |
| Average | 0 | 1 | -1 | 43 | 1 | 1 | 4 | 49 | 81 | -32 |



Membership Composition June 2024 Cumulative



Gender Composition June 2024 Cumulative

