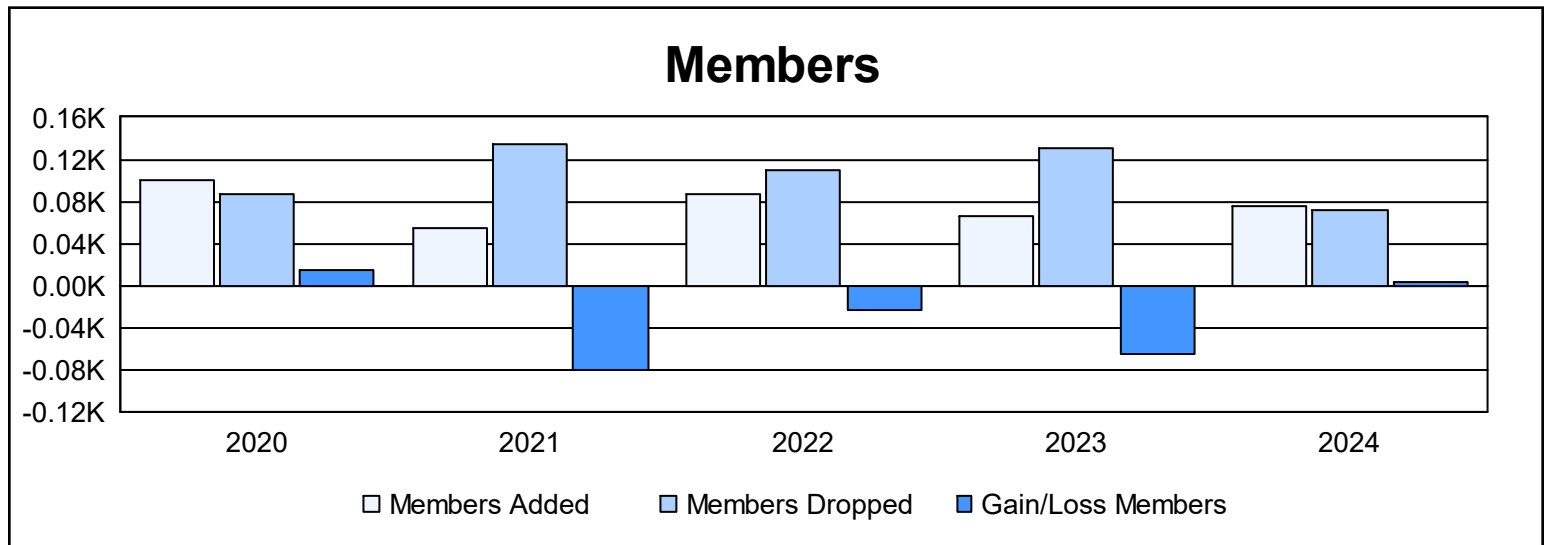
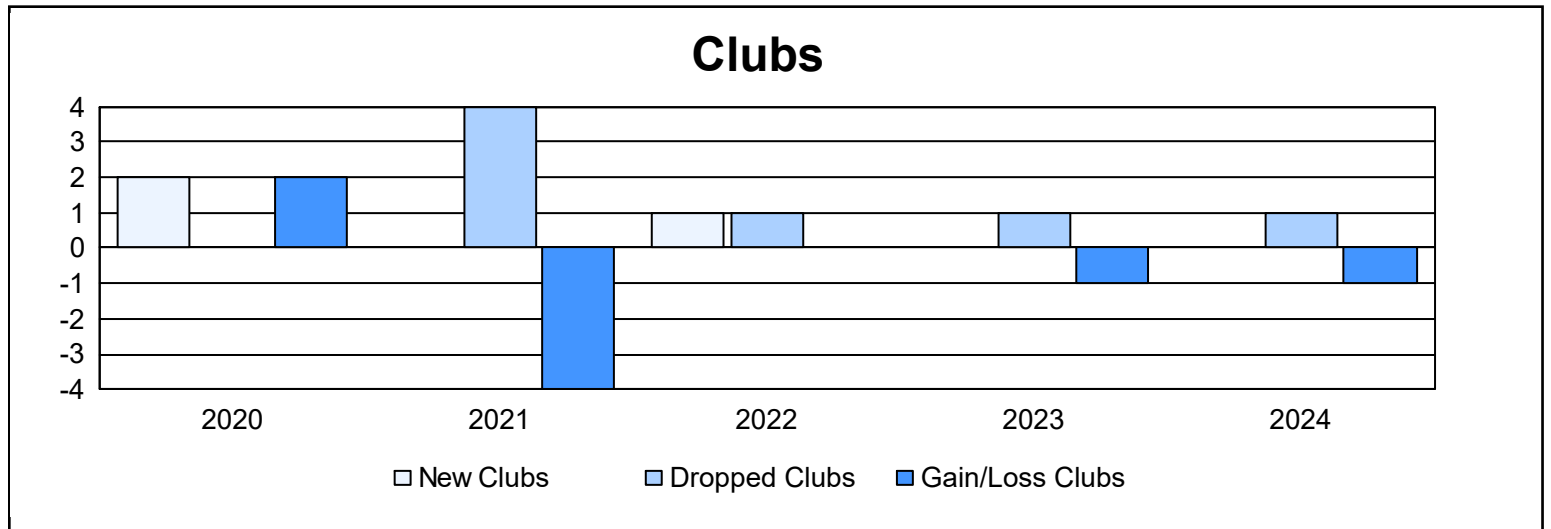
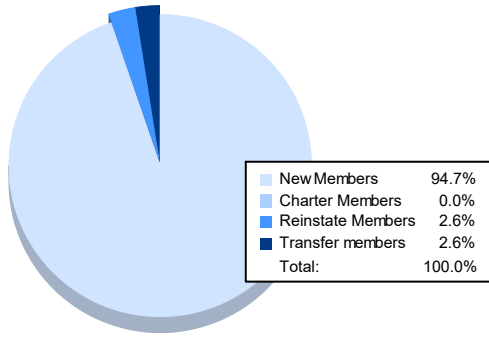


| Year | New Clubs | Dropped Clubs | Gain/ Loss Clubs | New Members | Charter Members | Reinstate Members | Transfer Members | Total Member Added | Total Members Dropped | Gain/ Loss Members |
|----------------|-----------|---------------|------------------|-------------|-----------------|-------------------|------------------|--------------------|-----------------------|--------------------|
| 2019-2020 | 2 | 0 | 2 | 55 | 43 | 1 | 2 | 101 | 86 | 15 |
| 2020-2021 | 0 | 4 | -4 | 50 | 1 | 1 | 2 | 54 | 135 | -81 |
| 2021-2022 | 1 | 1 | 0 | 68 | 12 | 5 | 1 | 86 | 109 | -23 |
| 2022-2023 | 0 | 1 | -1 | 57 | 0 | 4 | 5 | 66 | 131 | -65 |
| 2023-2024 | 0 | 1 | -1 | 72 | 0 | 2 | 2 | 76 | 72 | 4 |
| Average | 1 | 1 | -1 | 60 | 11 | 3 | 2 | 77 | 107 | -30 |



Membership Composition June 2024 Cumulative



Gender Composition June 2024 Cumulative

