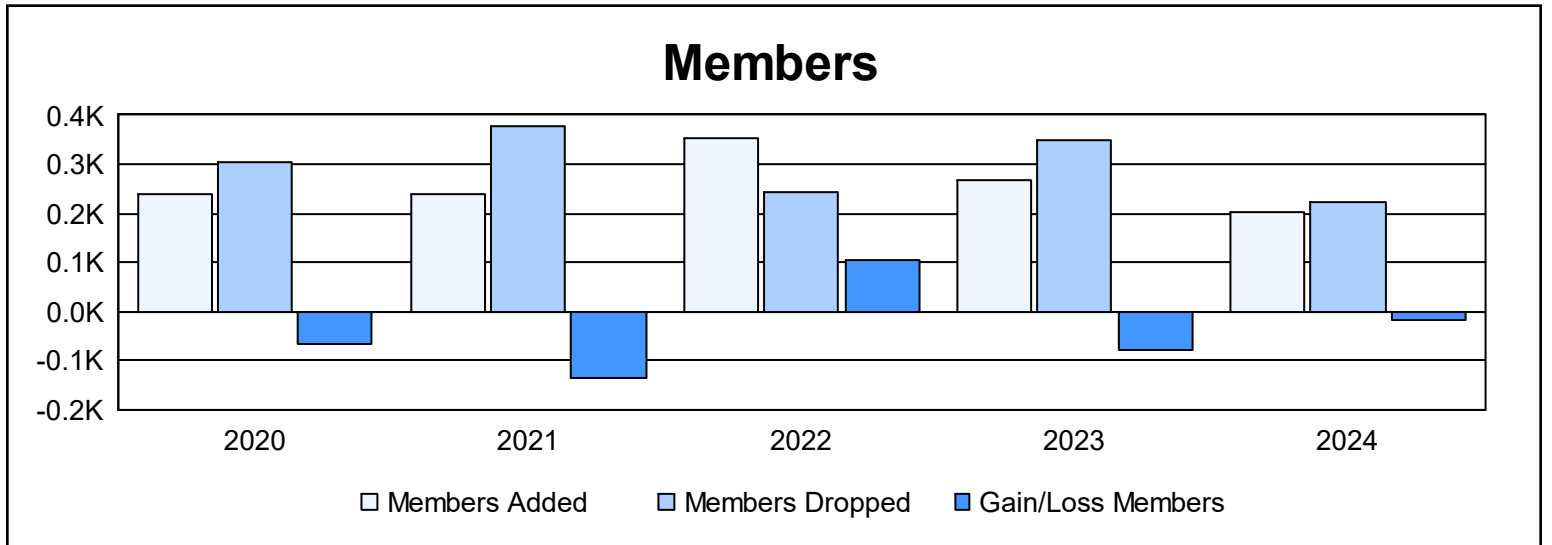
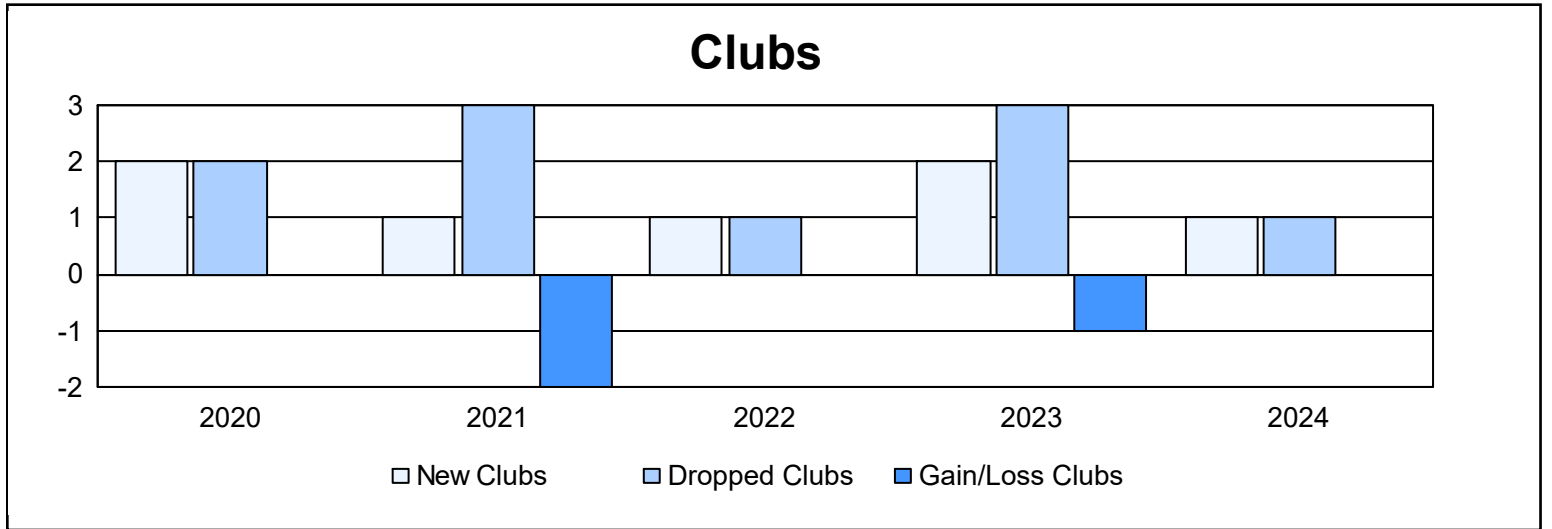
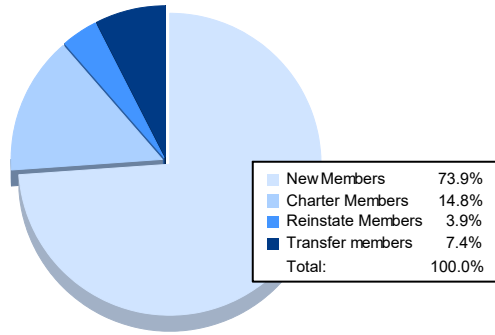


Year	New Clubs	Dropped Clubs	Gain/ Loss Clubs	New Members	Charter Members	Reinstate Members	Transfer Members	Total Member Added	Total Members Dropped	Gain/ Loss Members
2019-2020	2	2	0	181	43	9	4	237	304	-67
2020-2021	1	3	-2	197	22	21	1	241	376	-135
2021-2022	1	1	0	294	30	9	18	351	245	106
2022-2023	2	3	-1	174	64	14	15	267	347	-80
2023-2024	1	1	0	150	30	8	15	203	221	-18
<b>Average</b>	<b>1</b>	<b>2</b>	<b>-1</b>	<b>199</b>	<b>38</b>	<b>12</b>	<b>11</b>	<b>260</b>	<b>299</b>	<b>-39</b>



### Membership Composition June 2024 Cumulative



### Gender Composition June 2024 Cumulative

