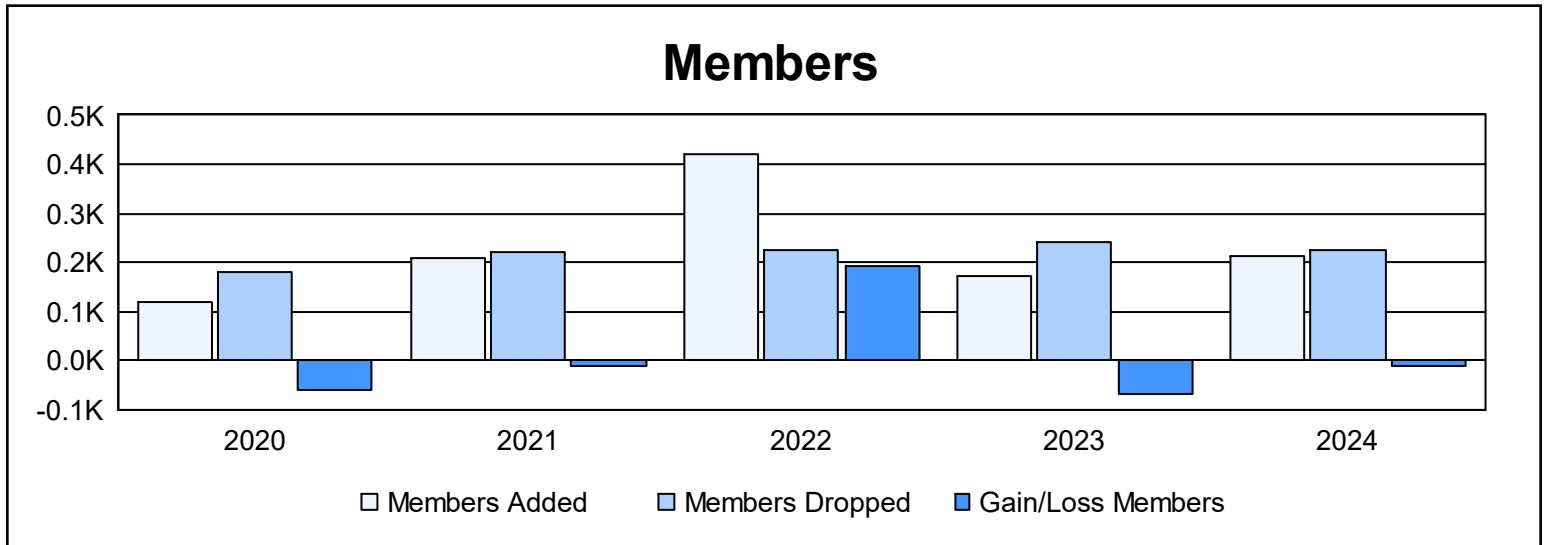
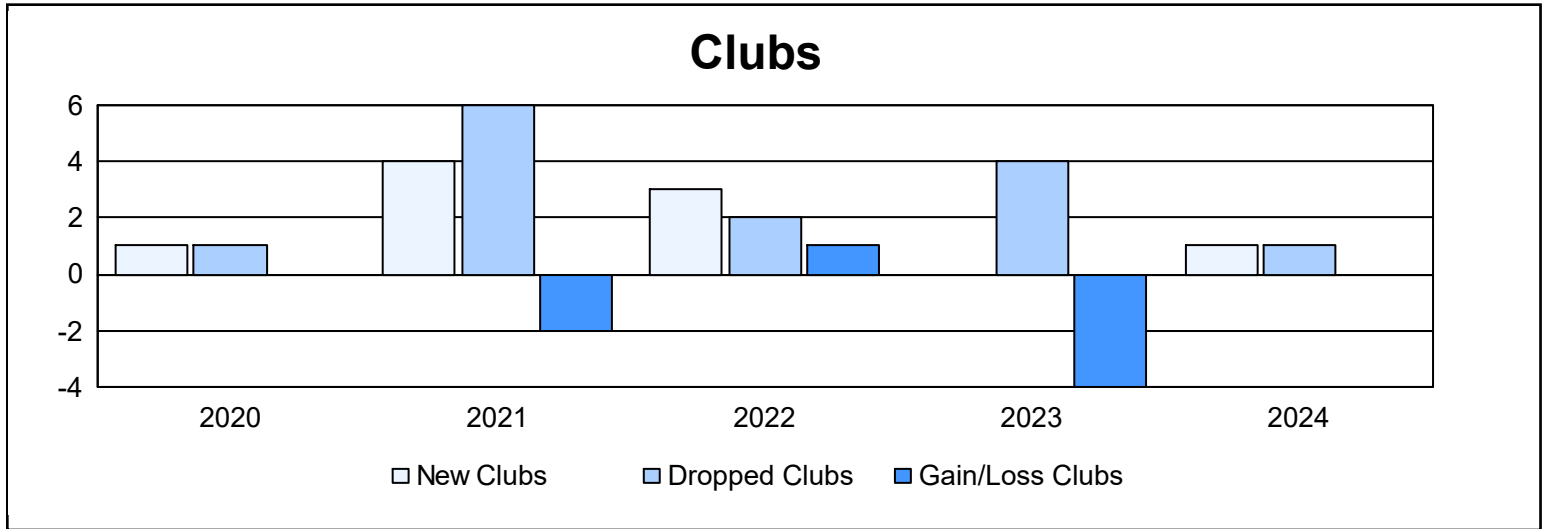
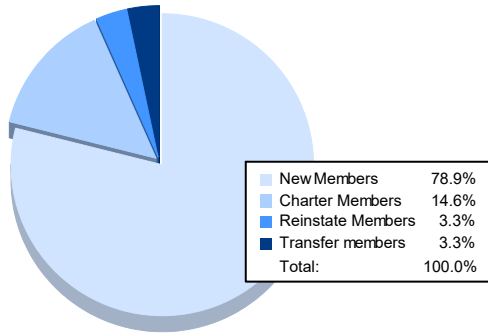


Year	New Clubs	Dropped Clubs	Gain/ Loss Clubs	New Members	Charter Members	Reinstate Members	Transfer Members	Total Member Added	Total Members Dropped	Gain/ Loss Members
2019-2020	1	1	0	65	53	1	2	121	182	-61
2020-2021	4	6	-2	115	87	6	1	209	222	-13
2021-2022	3	2	1	268	107	41	4	420	226	194
2022-2023	0	4	-4	157	3	3	8	171	241	-70
2023-2024	1	1	0	168	31	7	7	213	226	-13
<b>Average</b>	<b>2</b>	<b>3</b>	<b>-1</b>	<b>155</b>	<b>56</b>	<b>12</b>	<b>4</b>	<b>227</b>	<b>219</b>	<b>7</b>



### Membership Composition June 2024 Cumulative



### Gender Composition June 2024 Cumulative

