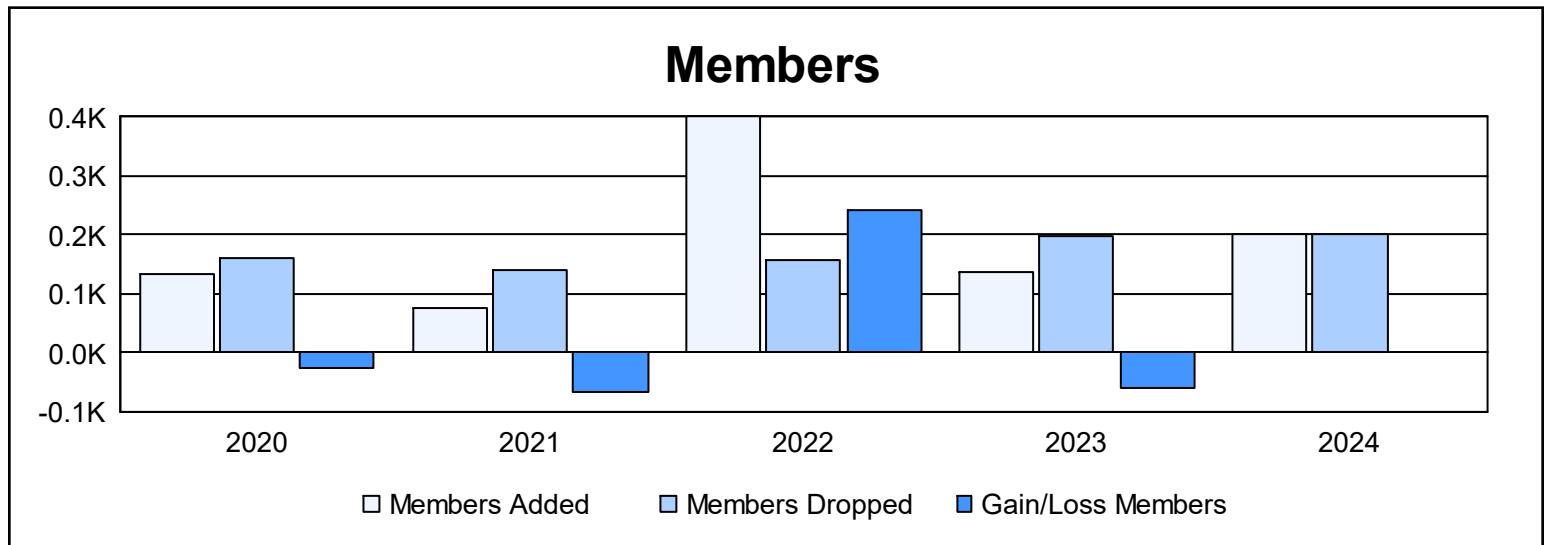
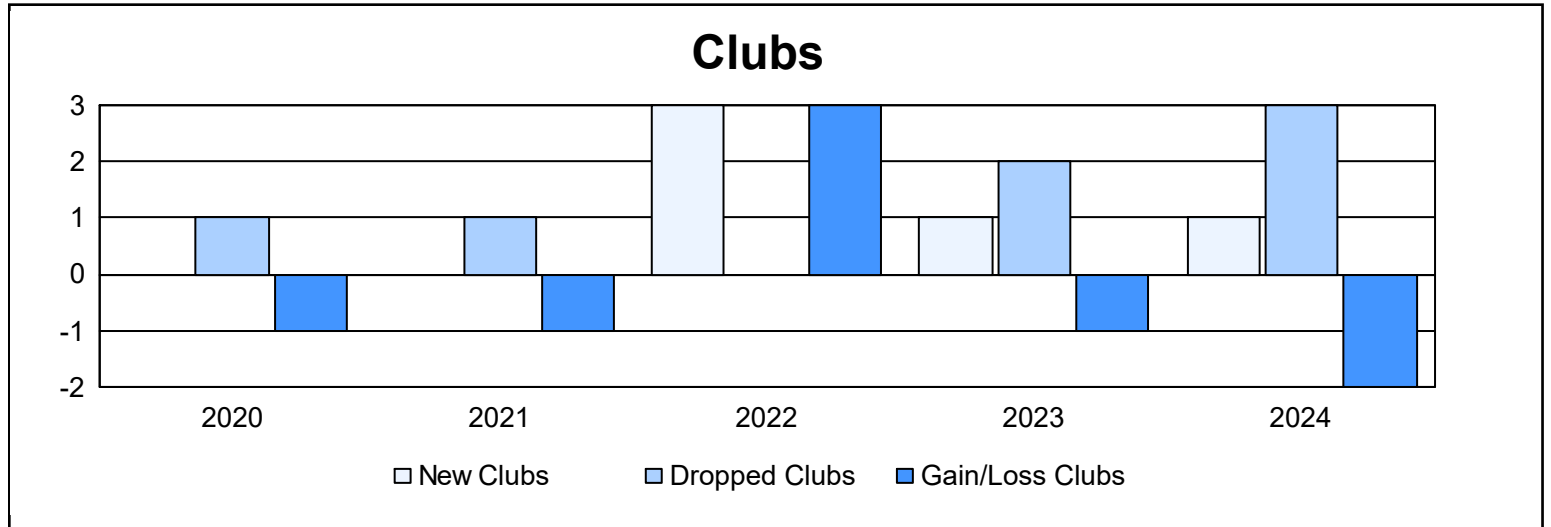
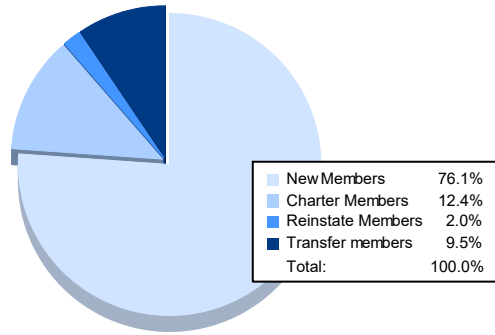


Year	New Clubs	Dropped Clubs	Gain/Loss Clubs	New Members	Charter Members	Reinstate Members	Transfer Members	Total Member Added	Total Members Dropped	Gain/Loss Members
2019-2020	0	1	-1	100	20	5	10	135	160	-25
2020-2021	0	1	-1	64	1	6	4	75	141	-66
2021-2022	3	0	3	287	79	27	7	400	158	242
2022-2023	1	2	-1	102	29	4	3	138	198	-60
2023-2024	1	3	-2	153	25	4	19	201	201	0
<b>Average</b>	<b>1</b>	<b>1</b>	<b>0</b>	<b>141</b>	<b>31</b>	<b>9</b>	<b>9</b>	<b>190</b>	<b>172</b>	<b>18</b>



### Membership Composition June 2024 Cumulative



### Gender Composition June 2024 Cumulative

