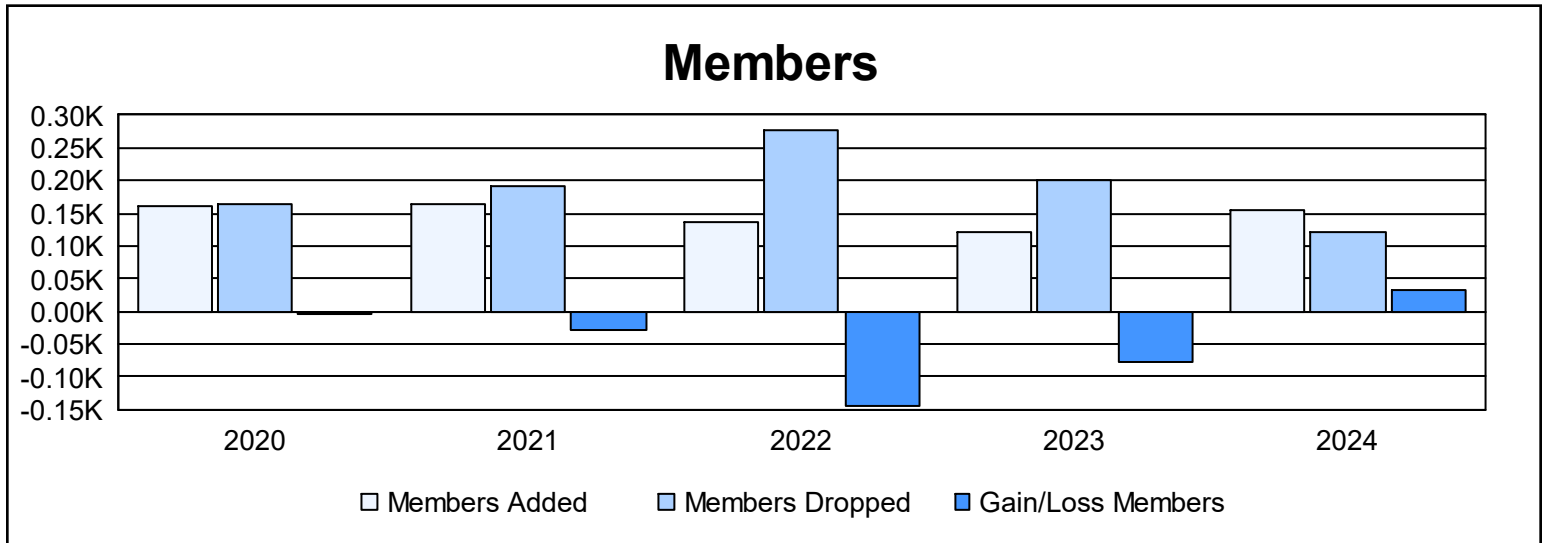
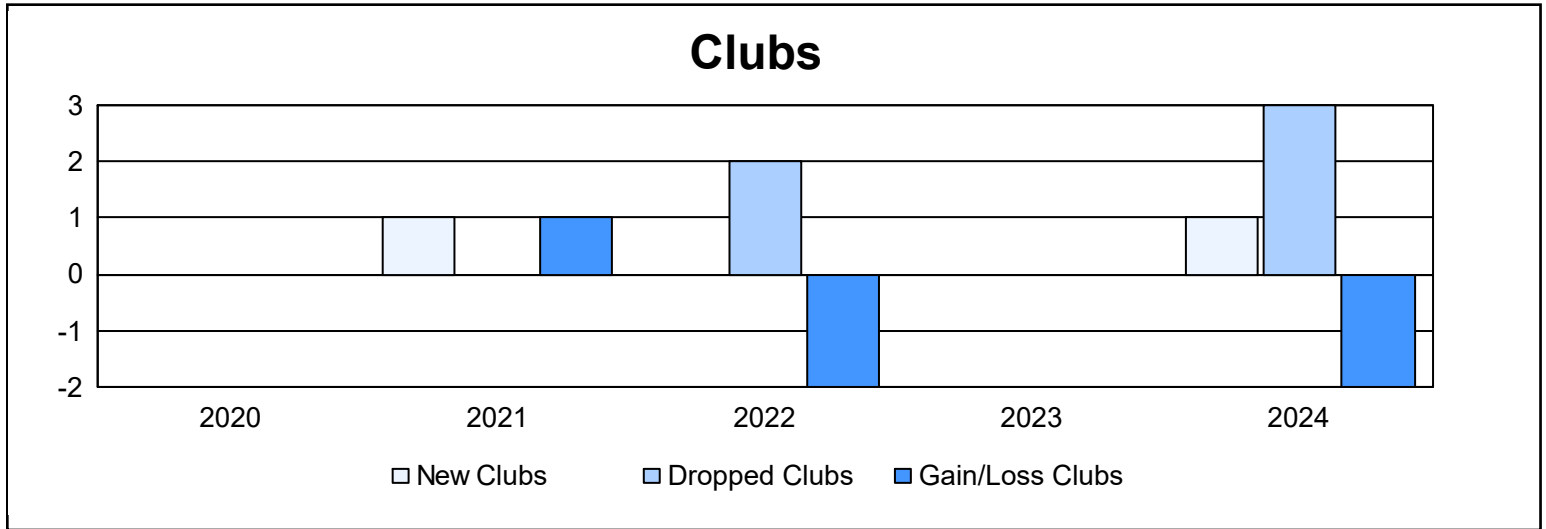
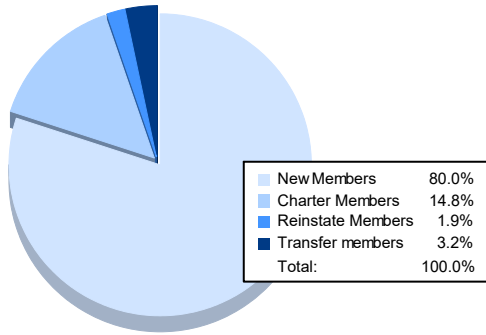


Year	New Clubs	Dropped Clubs	Gain/ Loss Clubs	New Members	Charter Members	Reinstate Members	Transfer Members	Total Member Added	Total Members Dropped	Gain/ Loss Members
2019-2020	0	0	0	122	6	4	28	160	164	-4
2020-2021	1	0	1	123	18	4	19	164	191	-27
2021-2022	0	2	-2	98	3	12	22	135	278	-143
2022-2023	0	0	0	93	2	10	17	122	200	-78
2023-2024	1	3	-2	124	23	3	5	155	122	33
<b>Average</b>	<b>0</b>	<b>1</b>	<b>-1</b>	<b>112</b>	<b>10</b>	<b>7</b>	<b>18</b>	<b>147</b>	<b>191</b>	<b>-44</b>



### Membership Composition June 2024 Cumulative



### Gender Composition June 2024 Cumulative

