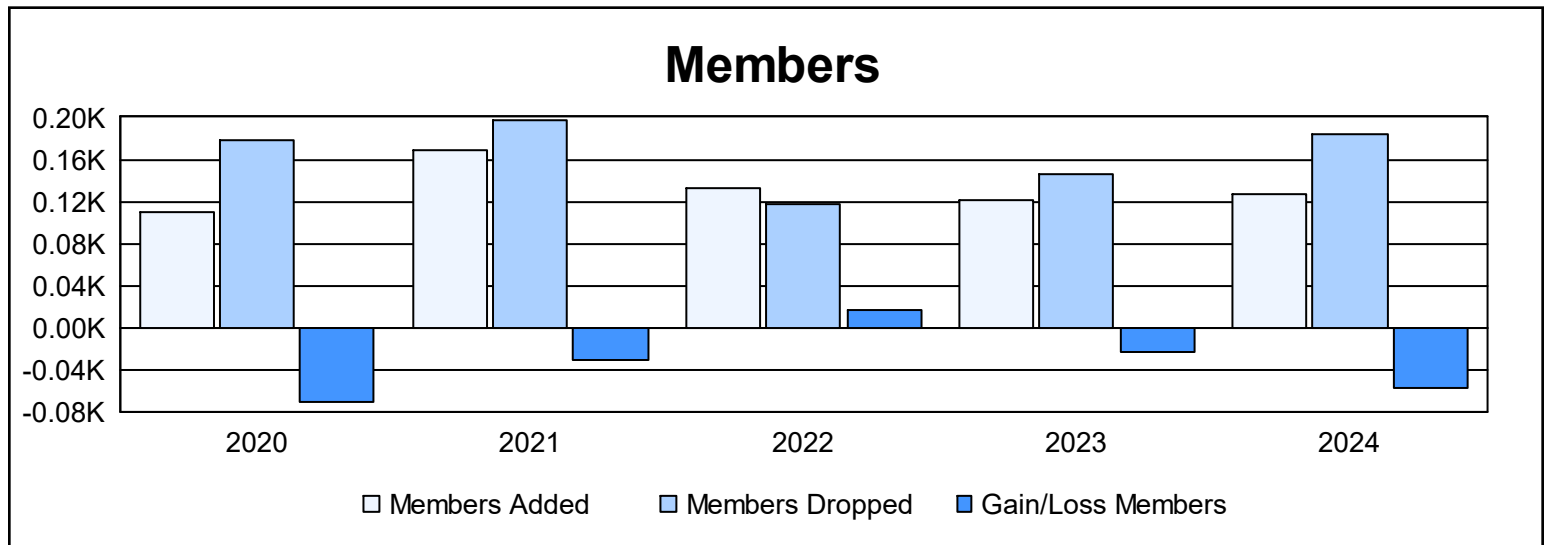
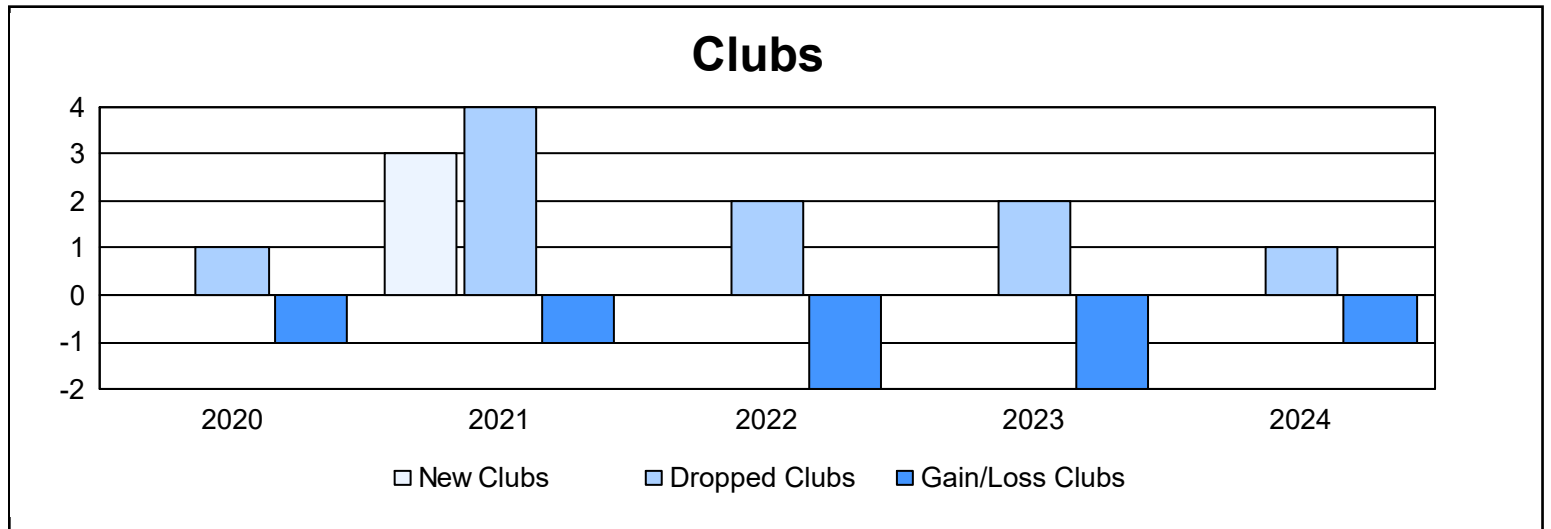
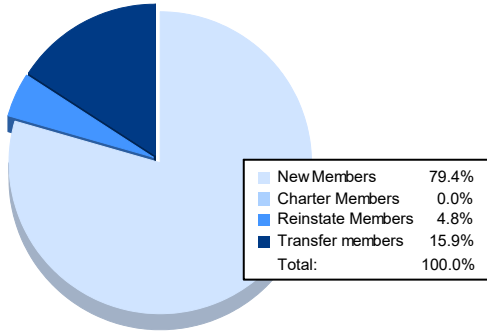


Year	New Clubs	Dropped Clubs	Gain/ Loss Clubs	New Members	Charter Members	Reinstate Members	Transfer Members	Total Member Added	Total Members Dropped	Gain/ Loss Members
2019-2020	0	1	-1	97	1	3	8	109	179	-70
2020-2021	3	4	-1	83	54	1	30	168	198	-30
2021-2022	0	2	-2	98	1	6	28	133	117	16
2022-2023	0	2	-2	110	1	2	9	122	146	-24
2023-2024	0	1	-1	100	0	6	20	126	183	-57
<b>Average</b>	<b>1</b>	<b>2</b>	<b>-1</b>	<b>98</b>	<b>11</b>	<b>4</b>	<b>19</b>	<b>132</b>	<b>165</b>	<b>-33</b>



### Membership Composition June 2024 Cumulative



### Gender Composition June 2024 Cumulative

