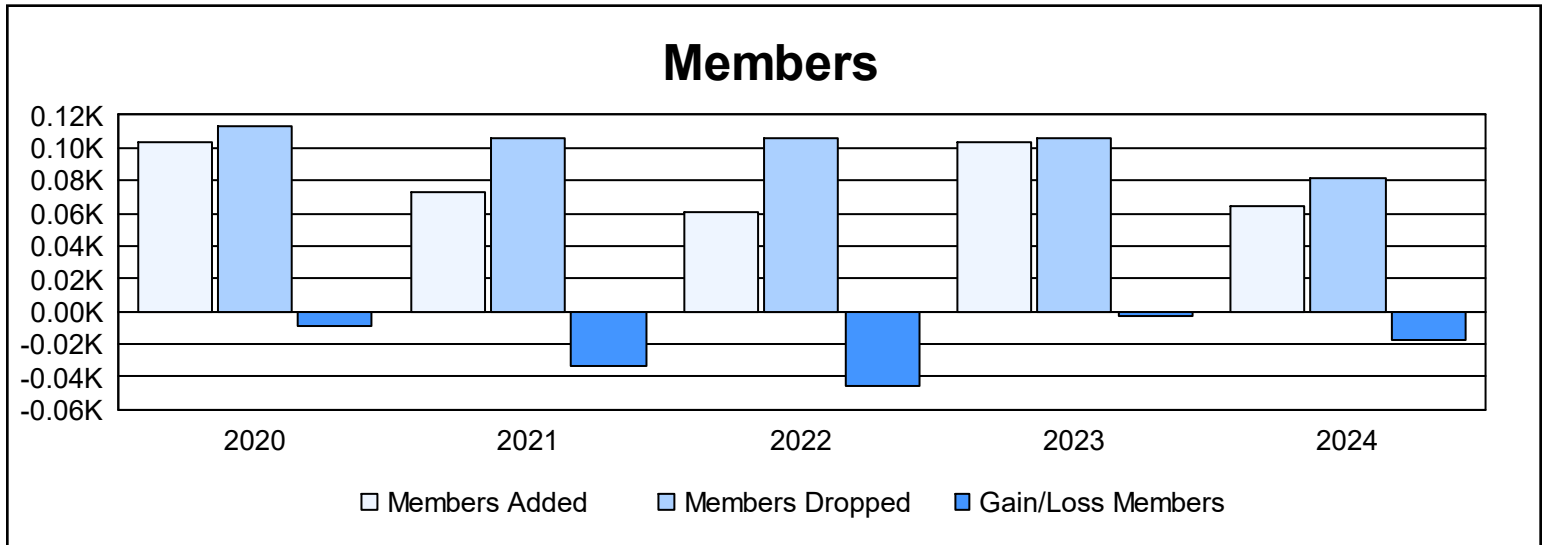
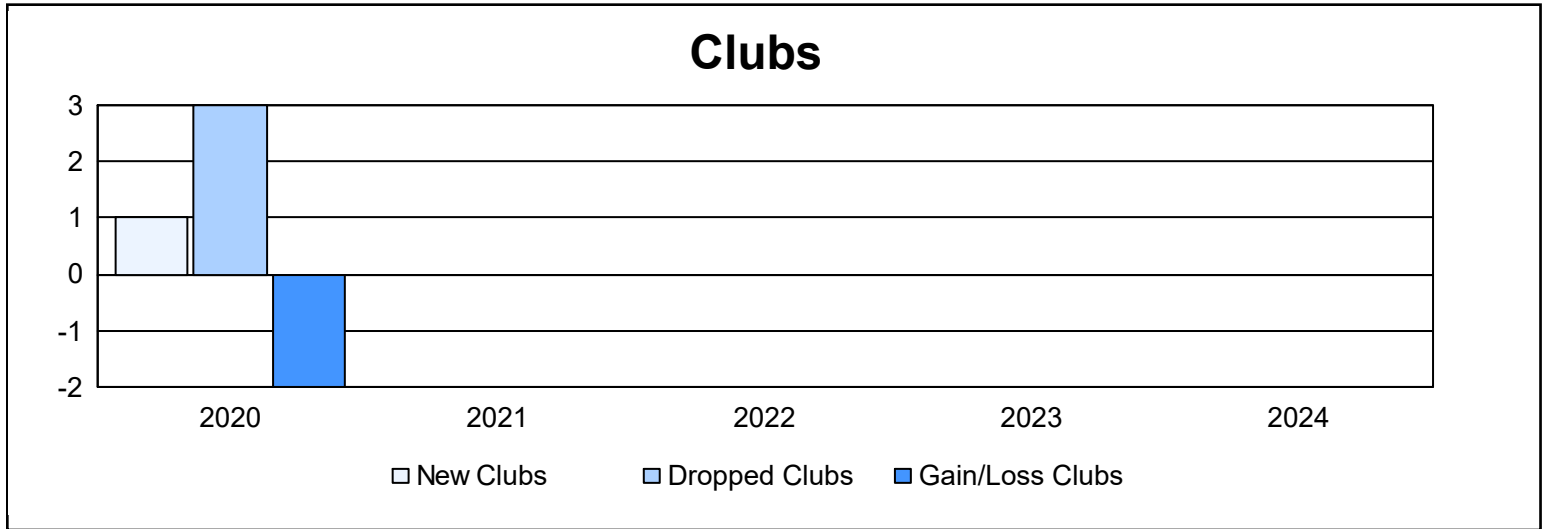
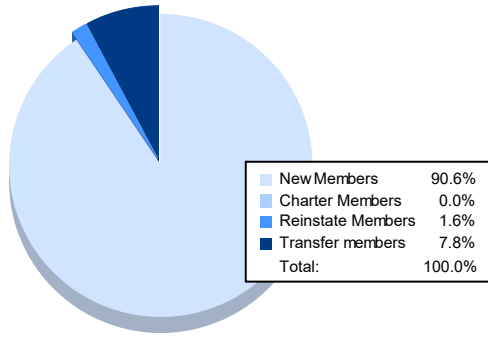


| Year | New Clubs | Dropped Clubs | Gain/ Loss Clubs | New Members | Charter Members | Reinstate Members | Transfer Members | Total Member Added | Total Members Dropped | Gain/ Loss Members |
|----------------|-----------|---------------|------------------|-------------|-----------------|-------------------|------------------|--------------------|-----------------------|--------------------|
| 2019-2020 | 1 | 3 | -2 | 54 | 42 | 1 | 7 | 104 | 113 | -9 |
| 2020-2021 | 0 | 0 | 0 | 55 | 3 | 0 | 15 | 73 | 106 | -33 |
| 2021-2022 | 0 | 0 | 0 | 52 | 0 | 1 | 8 | 61 | 106 | -45 |
| 2022-2023 | 0 | 0 | 0 | 87 | 3 | 3 | 10 | 103 | 106 | -3 |
| 2023-2024 | 0 | 0 | 0 | 58 | 0 | 1 | 5 | 64 | 81 | -17 |
| Average | 0 | 1 | 0 | 61 | 10 | 1 | 9 | 81 | 102 | -21 |



Membership Composition June 2024 Cumulative



Gender Composition June 2024 Cumulative

