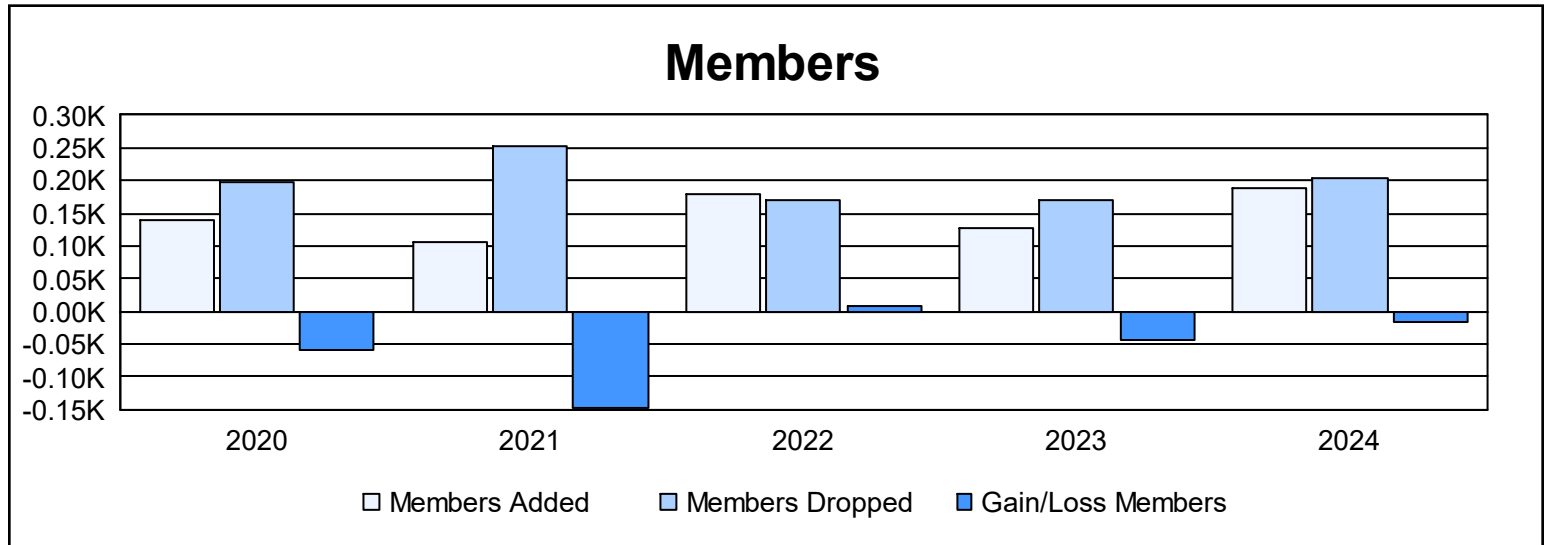
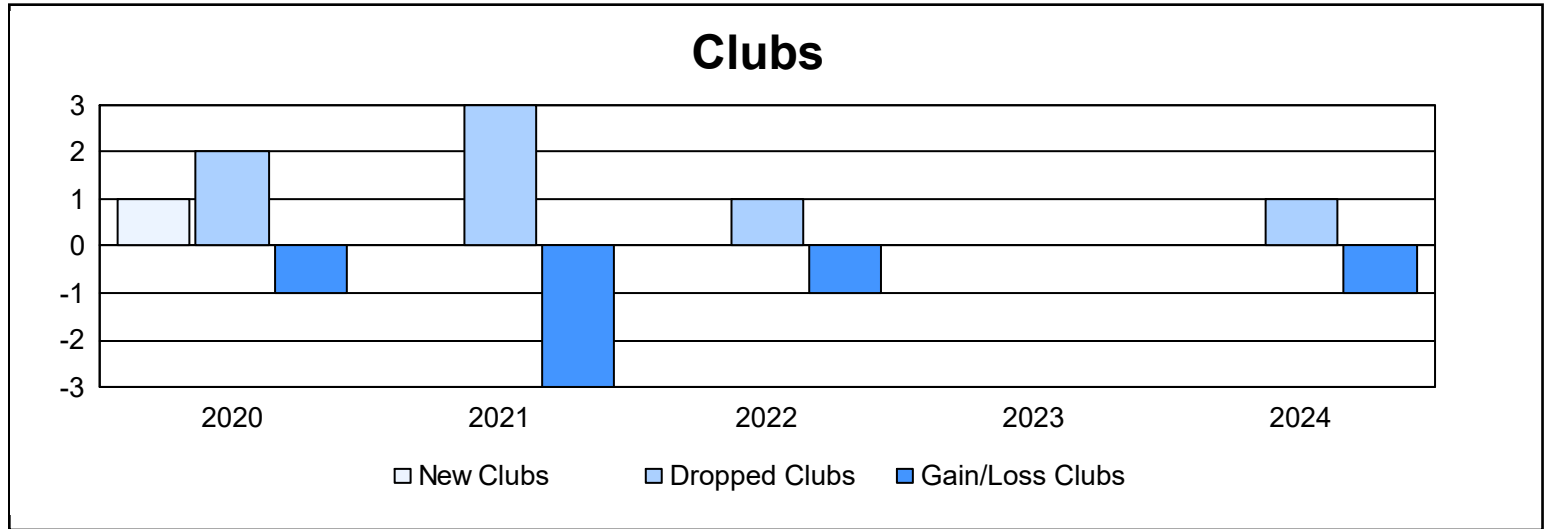
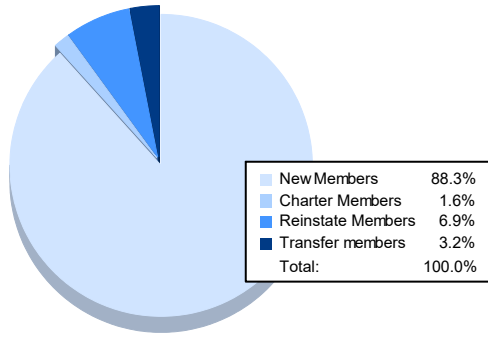


Year	New Clubs	Dropped Clubs	Gain/ Loss Clubs	New Members	Charter Members	Reinstate Members	Transfer Members	Total Member Added	Total Members Dropped	Gain/ Loss Members
2019-2020	1	2	-1	80	41	2	16	139	198	-59
2020-2021	0	3	-3	78	11	7	9	105	252	-147
2021-2022	0	1	-1	164	1	7	6	178	169	9
2022-2023	0	0	0	110	2	7	7	126	169	-43
2023-2024	0	1	-1	166	3	13	6	188	204	-16
<b>Average</b>	<b>0</b>	<b>1</b>	<b>-1</b>	<b>120</b>	<b>12</b>	<b>7</b>	<b>9</b>	<b>147</b>	<b>198</b>	<b>-51</b>



### Membership Composition June 2024 Cumulative



### Gender Composition June 2024 Cumulative

