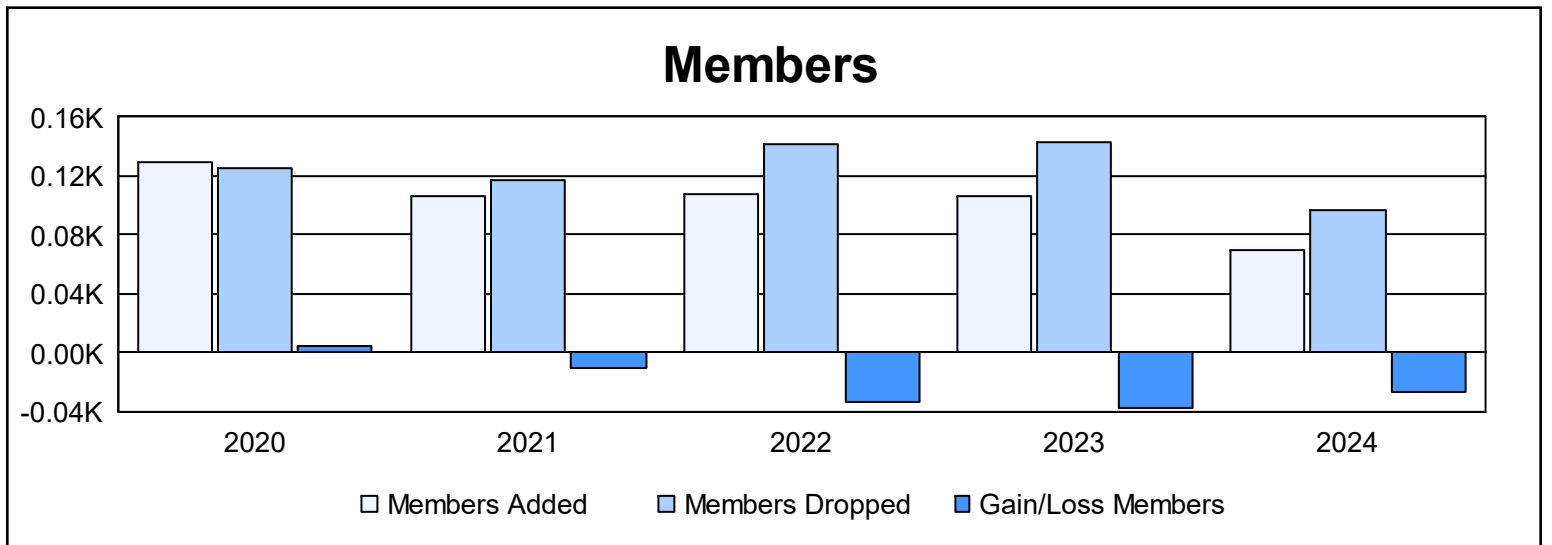
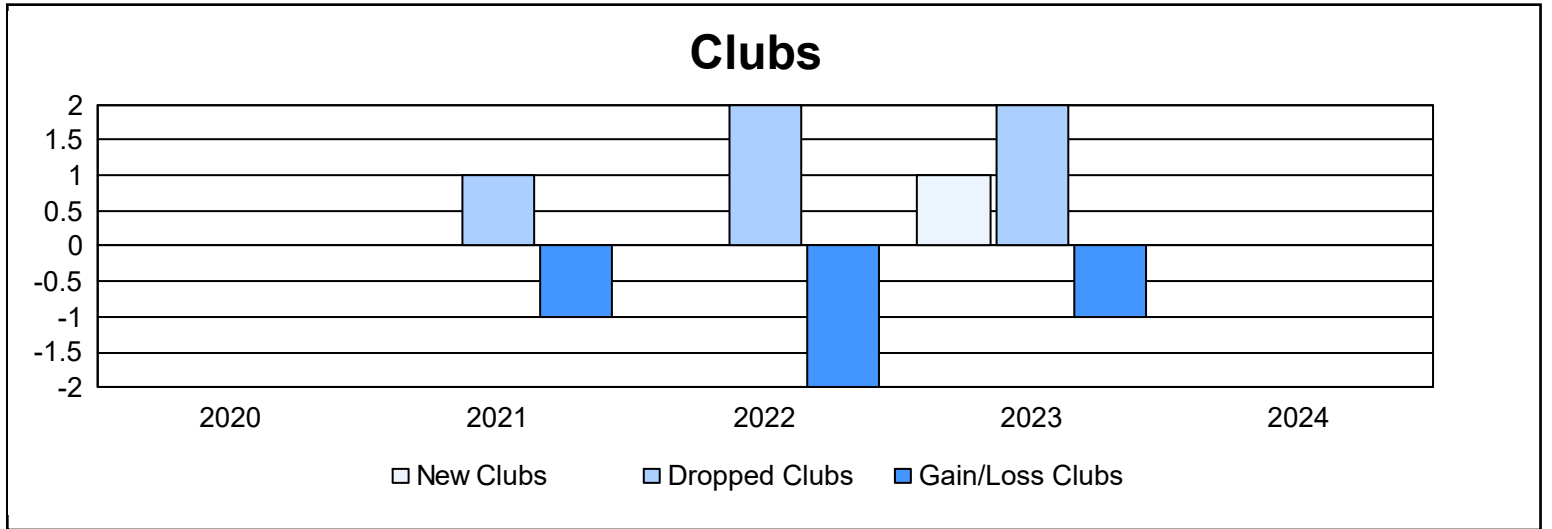
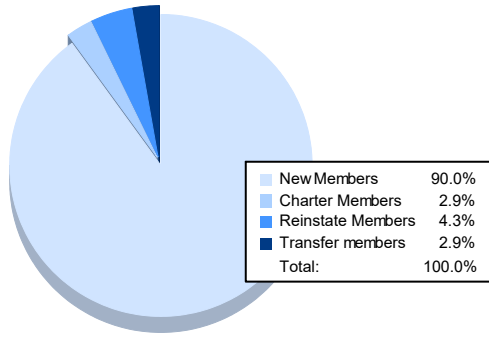


Year	New Clubs	Dropped Clubs	Gain/ Loss Clubs	New Members	Charter Members	Reinstate Members	Transfer Members	Total Member Added	Total Members Dropped	Gain/ Loss Members
2019-2020	0	0	0	120	0	9	1	130	126	4
2020-2021	0	1	-1	95	0	10	2	107	117	-10
2021-2022	0	2	-2	104	0	3	1	108	142	-34
2022-2023	1	2	-1	65	40	1	0	106	143	-37
2023-2024	0	0	0	63	2	3	2	70	97	-27
<b>Average</b>	<b>0</b>	<b>1</b>	<b>-1</b>	<b>89</b>	<b>8</b>	<b>5</b>	<b>1</b>	<b>104</b>	<b>125</b>	<b>-21</b>



### Membership Composition June 2024 Cumulative



### Gender Composition June 2024 Cumulative

