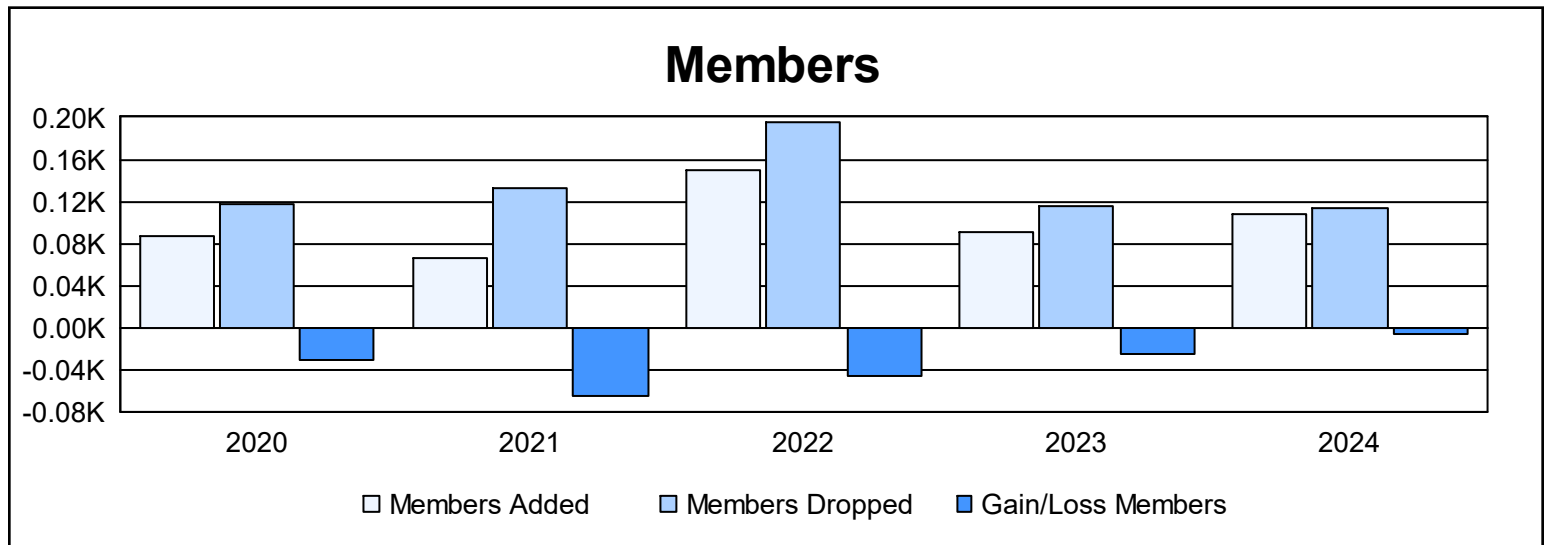
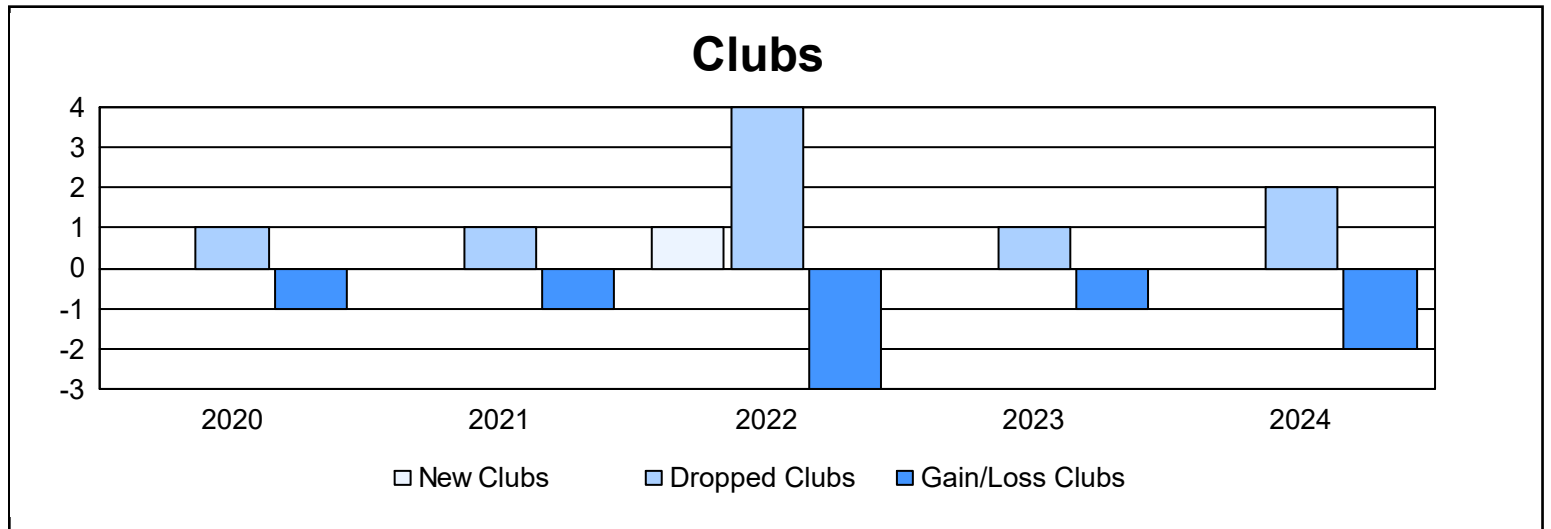
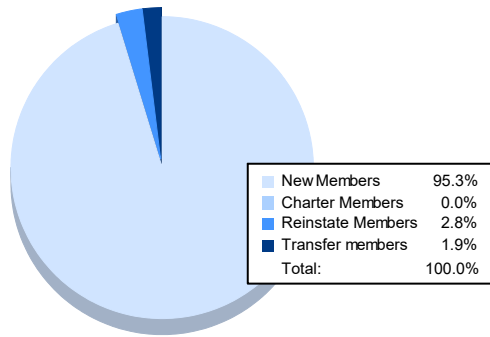


Year	New Clubs	Dropped Clubs	Gain/ Loss Clubs	New Members	Charter Members	Reinstate Members	Transfer Members	Total Member Added	Total Members Dropped	Gain/ Loss Members
2019-2020	0	1	-1	75	1	3	7	86	117	-31
2020-2021	0	1	-1	60	0	2	4	66	132	-66
2021-2022	1	4	-3	94	25	18	12	149	196	-47
2022-2023	0	1	-1	83	2	3	3	91	116	-25
2023-2024	0	2	-2	102	0	3	2	107	113	-6
<b>Average</b>	<b>0</b>	<b>2</b>	<b>-2</b>	<b>83</b>	<b>6</b>	<b>6</b>	<b>6</b>	<b>100</b>	<b>135</b>	<b>-35</b>



### Membership Composition June 2024 Cumulative



### Gender Composition June 2024 Cumulative

