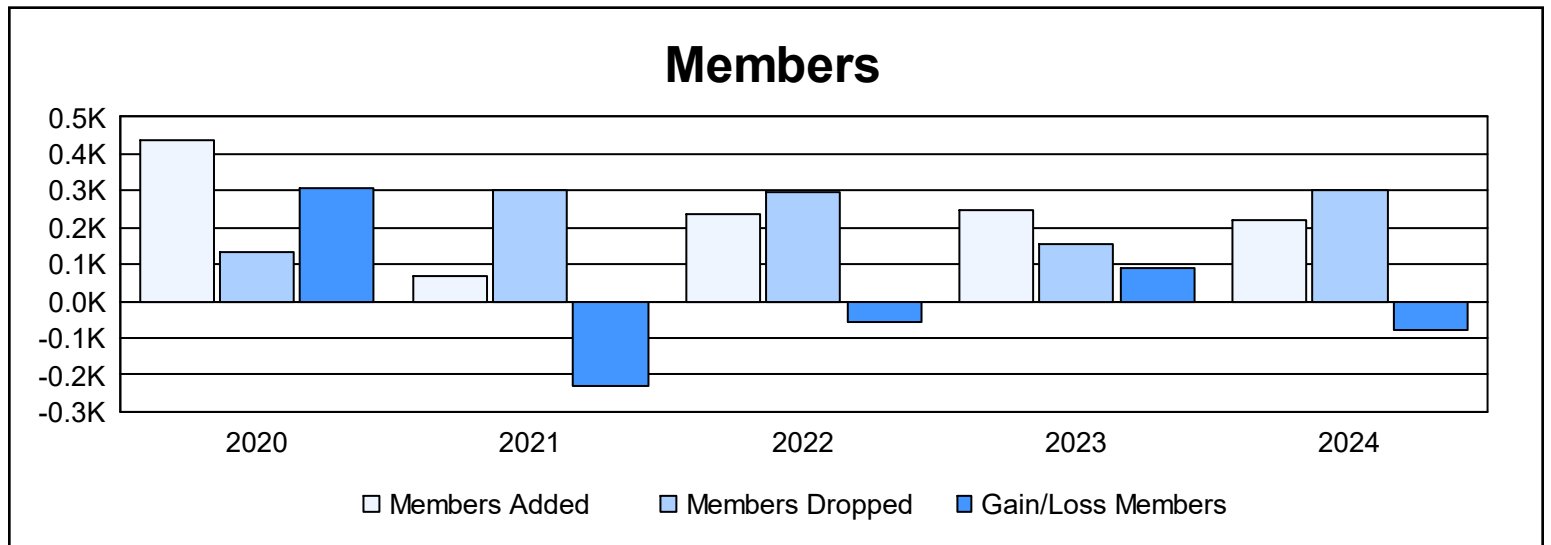
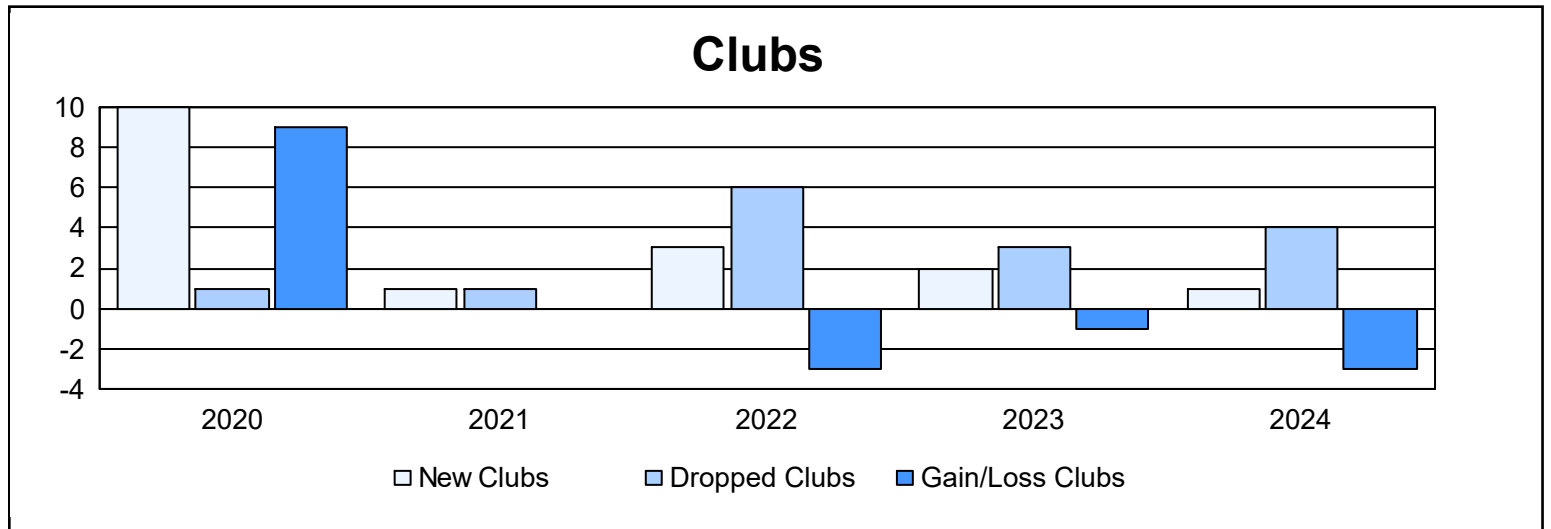
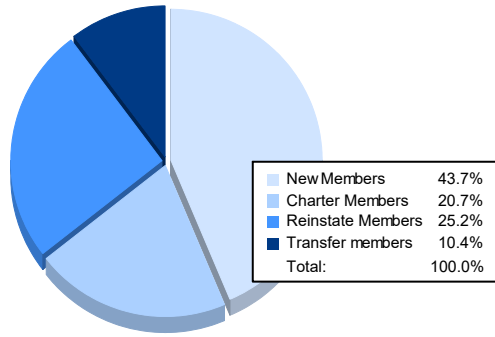


| Year | New Clubs | Dropped Clubs | Gain/ Loss Clubs | New Members | Charter Members | Reinstate Members | Transfer Members | Total Member Added | Total Members Dropped | Gain/ Loss Members |
|----------------|-----------|---------------|------------------|-------------|-----------------|-------------------|------------------|--------------------|-----------------------|--------------------|
| 2019-2020 | 10 | 1 | 9 | 183 | 248 | 6 | 2 | 439 | 133 | 306 |
| 2020-2021 | 1 | 1 | 0 | 47 | 20 | 0 | 0 | 67 | 299 | -232 |
| 2021-2022 | 3 | 6 | -3 | 108 | 109 | 21 | 1 | 239 | 297 | -58 |
| 2022-2023 | 2 | 3 | -1 | 167 | 64 | 10 | 6 | 247 | 156 | 91 |
| 2023-2024 | 1 | 4 | -3 | 97 | 46 | 56 | 23 | 222 | 303 | -81 |
| Average | 3 | 3 | 0 | 120 | 97 | 19 | 6 | 243 | 238 | 5 |



Membership Composition June 2024 Cumulative



Gender Composition June 2024 Cumulative

