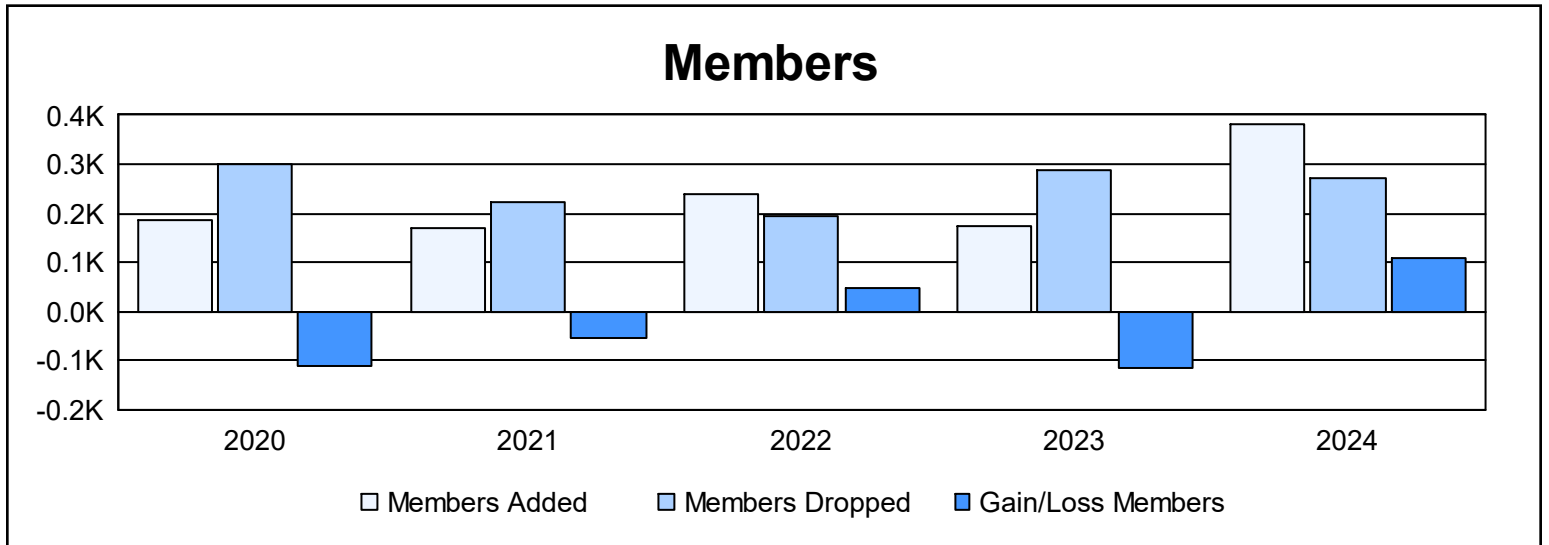
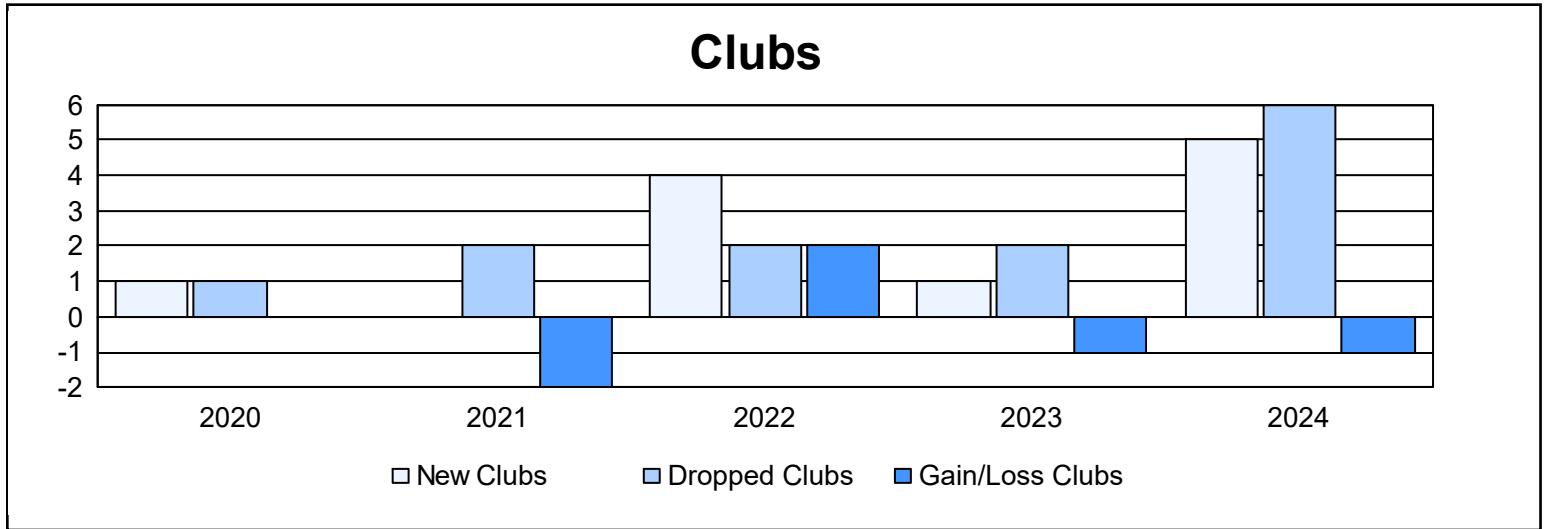
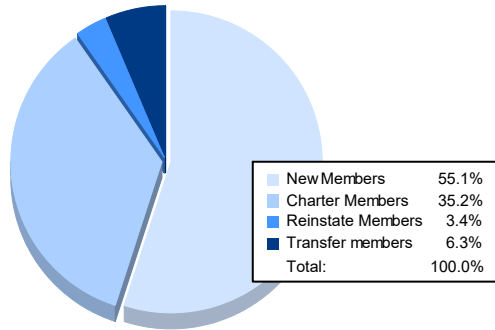


Year	New Clubs	Dropped Clubs	Gain/ Loss Clubs	New Members	Charter Members	Reinstate Members	Transfer Members	Total Member Added	Total Members Dropped	Gain/ Loss Members
2019-2020	1	1	0	107	55	8	18	188	299	-111
2020-2021	0	2	-2	153	8	5	2	168	222	-54
2021-2022	4	2	2	109	118	8	6	241	193	48
2022-2023	1	2	-1	117	35	18	4	174	289	-115
2023-2024	5	6	-1	210	134	13	24	381	271	110
<b>Average</b>	<b>2</b>	<b>3</b>	<b>0</b>	<b>139</b>	<b>70</b>	<b>10</b>	<b>11</b>	<b>230</b>	<b>255</b>	<b>-24</b>



### Membership Composition June 2024 Cumulative



### Gender Composition June 2024 Cumulative

